




Н. И. Быкова    М. Д. Пospelova

# Английский

## в фокусе



# Сборник упражнений

  
ПРОСВЕЩЕНИЕ  
ИЗДАТЕЛЬСТВО

# 3

Н. И. Быкова М. Д. Пospelова



# АНГЛИЙСКИЙ ЯЗЫК

## Сборник упражнений

**3 класс**

Учебное пособие  
для общеобразовательных организаций

6-е издание

Москва  
«Просвещение»  
2017

УДК 373.167.1:811.111  
ББК 81.2Англ-922  
Б95

0+

**Быкова Н. И.**  
Б95      Английский язык. Сборник упражнений. 3 класс : учеб. пособие для  
общеобразоват. организаций / Н. И. Быкова, М. Д. Пospelова. –  
6-е изд. – М.: Просвещение, 2017. – 128 с. – ISBN 978-5-09-046142-9.

Сборник упражнений является дополнительным компонентом УМК серии «Английский в фокусе» и предназначен для учащихся 3 класса общеобразовательных организаций. Сборник содержит разнообразные задания и упражнения к каждому уроку учебника, направленные на развитие навыков письменной речи и на повторение изученного лексико-грамматического материала.

**УДК 373.167.1:811.111**  
**ББК 81.2Англ-922**

**ISBN 978-5-09-046142-9**

© Издательство «Просвещение», 2012  
© Художественное оформление.  
Издательство «Просвещение», 2012  
Все права защищены

# Содержание

ПОВТОРЕНИЕ	4
ВВОДНЫЙ ТЕСТ	11
МОДУЛЬ 1	13
МОДУЛЬ 2	25
МОДУЛЬ 3	37
МОДУЛЬ 4	52
МОДУЛЬ 5	63
МОДУЛЬ 6	75
МОДУЛЬ 7	90
МОДУЛЬ 8	108



## ПОВТОРЕНИЕ

### 1. Распредели слова по группам, затем прочитай и переведи.

Spring, daddy, grandma, socks, chimp, chocolate cake, brother, chair, sister, red, shelf, yellow, coat, blue, teddy bear, white, hand, bedroom, mouth, table, doll, radio, toy soldier, brown, kitchen, fish, living room, summer, magician, yoyo, skirt, bathroom, dark hair, grandpa, bird, puppet, jacket, feet, autumn, hat, burger, jeans, mouse, orange juice, chips, shorts, apple, frog, jack-in-the-box, shoes, fair hair, pizza, ear, black, ice cream, apple, eye.

**Family:** mummy, \_\_\_\_\_  
\_\_\_\_\_  
\_\_\_\_\_

**Seasons:** winter, \_\_\_\_\_  
\_\_\_\_\_  
\_\_\_\_\_

**Animals:** horse, \_\_\_\_\_  
\_\_\_\_\_  
\_\_\_\_\_

**Colours:** green, \_\_\_\_\_  
\_\_\_\_\_  
\_\_\_\_\_

**Circus:** clown, \_\_\_\_\_  
\_\_\_\_\_  
\_\_\_\_\_

**Toys:** ball, \_\_\_\_\_  
\_\_\_\_\_  
\_\_\_\_\_

**House:** garden, \_\_\_\_\_  
\_\_\_\_\_  
\_\_\_\_\_

**Room:** bed, \_\_\_\_\_

**Food, drinks:** sandwich, milk, \_\_\_\_\_

**Body:** nose, \_\_\_\_\_

**Clothes:** T-shirt, \_\_\_\_\_

**2. Напиши существительные во множественном числе, пользуясь подсказками. Прочитай вслух.**

**Образец:** 3/book – *three books*

- |                |       |
|----------------|-------|
| 1. 2/table     | _____ |
| 2. 10/toy      | _____ |
| 3. 7/girl      | _____ |
| 4. 9/flower    | _____ |
| 5. 4/sandwich` | _____ |
| 6. 6/T-shirt   | _____ |
| 7. 8/tree      | _____ |
| 8. 5/house     | _____ |

**3. Замени существительные соответствующими местоимениями *he, she, it, they*.**

**Образец:** grandma – *she*

- |          |         |            |         |
|----------|---------|------------|---------|
| brother  | – _____ | sandwiches | – _____ |
| children | – _____ | bed        | – _____ |
| house    | – _____ | radio      | – _____ |
| mummy    | – _____ | jeans      | – _____ |

**4. Выбери правильный перевод.**

- |                    |                 |               |
|--------------------|-----------------|---------------|
| 1. on the bed      | a) под кроватью | b) на кровати |
| 2. under the table | a) на столе     | b) под столом |
| 3. in the box      | a) в коробке    | b) на коробке |
| 4. on the chair    | a) под стулом   | b) на стуле   |
| 5. under the shelf | a) под полкой   | b) на полке   |

**5. Вставь *am, is, are*.**

- I \_\_\_\_\_ happy.
- This \_\_\_\_\_ my brother Tom.
- How old \_\_\_\_\_ you? I \_\_\_\_\_ 8 years old.
- Where \_\_\_\_\_ mummy and daddy? They \_\_\_\_\_ in the garden.
- The apples \_\_\_\_\_ green.
- What \_\_\_\_\_ your favourite food? It \_\_\_\_\_ pizza.
- \_\_\_\_\_ you in your room? No, I \_\_\_\_\_ not.
- It \_\_\_\_\_ hot.

**6. Напиши, что умеют/не умеют делать данные животные.**

**Образец:** A horse can run. A frog can't run.

a dog, a cat, a frog, a horse,	swim, jump, swing, dance,
a bird, a chimp, a fish	run, sing, climb, fly

- \_\_\_\_\_
- \_\_\_\_\_
- \_\_\_\_\_
- \_\_\_\_\_
- \_\_\_\_\_
- \_\_\_\_\_
- \_\_\_\_\_

**7. Напиши, что ты и твои родственники умеют/не умеют делать.**

**Образец:** I can read. I can't fly. My mum can swim. She can't jump.

I, mummy, daddy, grandma, grandpa, brother, sister	read, swim, jump, swing, dance, run, sing, climb, fly
---	--

1. \_\_\_\_\_
2. \_\_\_\_\_
3. \_\_\_\_\_
4. \_\_\_\_\_
5. \_\_\_\_\_
6. \_\_\_\_\_
7. \_\_\_\_\_

**8. Расспроси своего друга о том, что он умеет делать.**

**Образец:** *Can you climb a tree?*

1. \_\_\_\_\_
2. \_\_\_\_\_
3. \_\_\_\_\_
4. \_\_\_\_\_
5. \_\_\_\_\_
6. \_\_\_\_\_
7. \_\_\_\_\_

**9. Ответь на вопросы.**

**Образец:** Can you sing? – *No, I can't.*

Can your mummy swim? – *Yes, she can.*

1. Can your grandpa climb a tree? – \_\_\_\_\_
2. Can your daddy dance? – \_\_\_\_\_
3. Can you sing? – \_\_\_\_\_
4. Can your friends jump? – \_\_\_\_\_
5. Can your mummy read English books? – \_\_\_\_\_
6. Can a bird fly? – \_\_\_\_\_
7. Can a horse climb? – \_\_\_\_\_
8. Can chimps climb? – \_\_\_\_\_



**10. Вставь *has got, have got*.**

1. My sister \_\_\_\_\_ fair hair.
2. Jeff \_\_\_\_\_ a tree house.
3. My house \_\_\_\_\_ two bedrooms.
4. The children \_\_\_\_\_ nice toys.
5. It \_\_\_\_\_ a big nose.
6. They \_\_\_\_\_ beautiful T-shirts.
7. I \_\_\_\_\_ blue eyes.

**11. Напиши предложения, о том, кто что имеет/не имеет, пользуясь подсказками.**

**Образец:** Ann /a dog (✓) – *Ann has got a dog.*  
Mummy /car (X) – *Mummy hasn't got a car.*

1. I /a radio (✓) \_\_\_\_\_
2. I /a cat (X) \_\_\_\_\_
3. Daddy /a brother (✓) \_\_\_\_\_
4. My friend /a sister (X) \_\_\_\_\_
5. They /a tree house (X) \_\_\_\_\_
6. She /a red hat (✓) \_\_\_\_\_
7. My grandma and grandpa /a garden (✓) \_\_\_\_\_

**12. Напиши вопросы и дай на них краткие ответы, пользуясь подсказками.**

**Образец:** the ballerina /a pink dress /Has/got (✓)  
*Has the ballerina got a pink dress? Yes, she has.*

1. the puppet /Has/got/a big nose? (✓)  
\_\_\_\_\_
2. dark hair /got/he/Has? (X)  
\_\_\_\_\_
3. flowers /they/in the garden/Have/got? (✓)  
\_\_\_\_\_

4. a green skirt/Has/she/got? (✓)

5. a big mouth/got/he/Has? (X)

6. Have/a beautiful house/got/they? (X)

7. you /Have/a dog/got? (✓)

**13. Что ты любишь и не любишь есть? Впиши *I like* или *I don't like* и прочитай.**

1. \_\_\_\_\_ ice cream.
2. \_\_\_\_\_ hot milk.
3. \_\_\_\_\_ pizza.
4. \_\_\_\_\_ chocolate cake.
5. \_\_\_\_\_ vegetables.
6. \_\_\_\_\_ bananas.
7. \_\_\_\_\_ sandwiches.

**14. Закончи предложения о погоде в разные времена года.**

windy and cold      hot and sunny      raining      warm

1. It's autumn. It's \_\_\_\_\_
2. It's winter. The weather is \_\_\_\_\_
3. It's spring. The weather is \_\_\_\_\_
4. It's summer. It's \_\_\_\_\_

**15. Напиши, что ты надеваешь в разную погоду.**

a jacket   shorts   a coat   a hat  
a skirt   socks   shoes   a T-shirt   jeans

1. It's sunny. I'm wearing \_\_\_\_\_
2. It's cold. I'm wearing \_\_\_\_\_
3. It's raining. I'm wearing \_\_\_\_\_
4. It's windy. I'm wearing \_\_\_\_\_

**16. Вставь** *am, is, isn't, are, aren't, can, can't, do, don't, have got, haven't got, has, hasn't.*

1. This \_\_\_\_\_ my friend.
2. I \_\_\_\_\_ a puppet, but I \_\_\_\_\_ a toy soldier.
3. An elephant \_\_\_\_\_ jump.
4. How old \_\_\_\_\_ Larry?
5. They \_\_\_\_\_ sad.
6. I like orange juice, but I \_\_\_\_\_ like milk.
7. \_\_\_\_\_ she got a sister? No, she \_\_\_\_\_.
8. I \_\_\_\_\_ nine, and my sister \_\_\_\_\_ five.
9. Can he swim? Yes, he \_\_\_\_\_.
10. My favourite food \_\_\_\_\_ pizza.
11. Where's Lulu? She \_\_\_\_\_ at the circus.
12. \_\_\_\_\_ she sing? Yes, she can.
13. Is he happy? No, he \_\_\_\_\_.
14. I \_\_\_\_\_ swim, but I can run.
15. Do you like English? Yes, I \_\_\_\_\_.
16. Are they at home? No, they \_\_\_\_\_.

**17. Подбери соответствующую реплику.**

- |                                  |       |                           |
|----------------------------------|-------|---------------------------|
| 1. I'm Larry.                    | _____ | a) It's a lamp.           |
| 2. What's your name?             | _____ | b) I'm 9.                 |
| 3. How are you?                  | _____ | c) Take off your jacket.  |
| 4. This is my sister Kate.       | _____ | d) Ice cream, yummy!      |
| 5. What's this?                  | _____ | e) Put on your coat.      |
| 6. What colour is the table?     | _____ | f) She's in the bathroom. |
| 7. It's hot.                     | _____ | g) Hello, Larry.          |
| 8. How old are you?              | _____ | h) Fine, thanks.          |
| 9. It's cold.                    | _____ | i) Three.                 |
| 10. What's the weather like?     | _____ | j) Hello, Kate!           |
| 11. Where's mummy?               | _____ | k) I'm Lulu.              |
| 12. How many chairs?             | _____ | l) No, I can't.           |
| 13. What is your favourite food? | _____ | m) It's windy.            |
| 14. Can you fly?                 | _____ | n) It's brown.            |

# 18. Ответь на вопросы.

1. What's your name? \_\_\_\_\_
2. How old are you? \_\_\_\_\_
3. What food do you like? \_\_\_\_\_
4. What food don't you like? \_\_\_\_\_
5. Have you got fair or dark hair? \_\_\_\_\_
6. What colour eyes have you got? \_\_\_\_\_
7. What are you wearing now? \_\_\_\_\_
8. What can you do? \_\_\_\_\_
9. Have you got a pet? \_\_\_\_\_
10. What are your favourite toys? \_\_\_\_\_

## ВВОДНЫЙ ТЕСТ (ENTRY TEST)

### 1. Вычеркни лишнее слово.

1. kitchen, garden, bedroom, living room
2. fish, run, jump, swim
3. teddy bear, toy soldier, puppet, radio
4. skirt, mouth, jeans, shorts
5. hot, sunny, windy, spring

	10
--	----

### 2. Поставь существительное во множественное число там, где нужно.

- |                         |                           |
|-------------------------|---------------------------|
| 1. three/sandwich _____ | 4. four/toy soldier _____ |
| 2. eight/toy _____      | 5. one/garden _____       |
| 3. two/bedroom _____    | 6. nine/horse _____       |

	6
--	---

### 3. Подчеркни правильное слово.

Dear Pat,

1) **I/My** name is Sasha. I 2) **am/is** seven. Look at the photo: this  
3) **have/is** my family. I 4) **has/have** got a 5) **brother/sister**, Ann.  
I have got 6) **fair/big** hair and green 7) **ears/eyes**. I 8) **am/can** sing  
and dance. My favourite food is ice cream. My favourite toy is a ball.  
What about you?

Love,  
Sasha

	8
--	---



**4. Подбери правильный ответ.**

- |                                |                             |
|--------------------------------|-----------------------------|
| 1. Where's grandpa?            | a) It's sunny.              |
| 2. What's your favourite food? | b) No, it isn't. It's fair. |
| 3. Can a fish climb?           | c) A coat and a hat.        |
| 4. Where's the teddy bear?     | d) She's five.              |
| 5. What's the weather like?    | e) No, it can't.            |
| 6. Can you swim?               | f) No, I haven't.           |
| 7. Is his hair dark?           | g) Burgers.                 |
| 8. How old is your sister?     | h) In the toy box.          |
| 9. What are you wearing?       | i) In the bathroom.         |
| 10. Have you got a brother?    | j) Yes, I can.              |

20

**5. Поставь слова в правильном порядке и запиши предложения.**

- in/bathroom/the/She's. \_\_\_\_\_
- my/is/This/playroom. \_\_\_\_\_
- the/she/in/kitchen/Is? \_\_\_\_\_
- you/are/old/How? \_\_\_\_\_
- chips/like/I/don't. \_\_\_\_\_
- is/food/pizza/My/favourite. \_\_\_\_\_
- can/He/like a fish/swim. \_\_\_\_\_
- dance/She/can't. \_\_\_\_\_
- like a horse/Can/run /you? \_\_\_\_\_
- fair/She's/hair/got. \_\_\_\_\_
- is/raining/It. \_\_\_\_\_
- jacket/your/Take off. \_\_\_\_\_

36

**6. Дополни текст информацией о себе.**

My name is 1) \_\_\_\_\_. I'm 2) \_\_\_\_\_ years old.  
 I've got 3) \_\_\_\_\_ eyes and 4) \_\_\_\_\_ hair. I can  
 5) \_\_\_\_\_. I can't \_\_\_\_\_. My favourite food is  
 6) \_\_\_\_\_. I like 7) \_\_\_\_\_, I don't  
 like 8) \_\_\_\_\_. The weather is 9) \_\_\_\_\_ now.  
 I'm wearing 10) \_\_\_\_\_.

20

**ИТОГО:**  100

## МОДУЛЬ 1

### Уроки 1а, 1b

#### 1. Прочитай слова и найди их значение. Запиши ответы в таблицу.

- |                |             |
|----------------|-------------|
| 1. school      | a) ластик   |
| 2. school bag  | b) пенал    |
| 3. pen         | c) линейка  |
| 4. pencil      | d) книга    |
| 5. rubber      | e) школа    |
| 6. ruler       | f) ручка    |
| 7. book        | g) портфель |
| 8. pencil case | h) карандаш |

1	2	3	4	5	6	7	8

#### 2. Напиши недостающие буквы.

- |                    |                  |
|--------------------|------------------|
| r _ ler            | s _ h _ ol b _ g |
| p _ nc _ l c _ _ e | _ ub _ er        |
| s _ _ ool          | _ o _ k          |
| p _ n              | p _ nc _ l       |

#### 3. Расшифруй слова и найди их значение.

- |                |             |
|----------------|-------------|
| 1. enp         | a) пенал    |
| 2. rebubr      | b) книга    |
| 3. relur       | c) школа    |
| 4. socohl      | d) ручка    |
| 5. pceinl      | e) ластик   |
| 6. necilp caes | f) линейка  |
| 7. obok        | g) портфель |
| 8. lhosoc abg  | h) карандаш |

**Теперь запиши ответы, как показано в образце.  
Прочитай.**

1. What's this? – *It's a pen (d)*
2. What's this? – \_\_\_\_\_
3. What's this? – \_\_\_\_\_
4. What's this? – \_\_\_\_\_
5. What's this? – \_\_\_\_\_
6. What's this? – \_\_\_\_\_
7. What's this? – \_\_\_\_\_
8. What's this? – \_\_\_\_\_

**4. Перепиши слова, расставляя их по алфавиту.**

school, book, rubber, pencil, ruler

\_\_\_\_\_

**5. Напиши существительные во множественном числе.**

**Образец:** a pen – *pens*

1. a school bag – \_\_\_\_\_
2. a pencil – \_\_\_\_\_
3. a rubber – \_\_\_\_\_
4. a ruler – \_\_\_\_\_
5. a book – \_\_\_\_\_
6. a pencil case – \_\_\_\_\_

**6. Напиши, что у тебя есть в портфеле.**

**Образец:** *In my school bag I've got (a rubber, pens...)*

\_\_\_\_\_

\_\_\_\_\_

\_\_\_\_\_

**7. Расставь предложения в разговоре в нужном порядке и прочитай его.**

- I'm nine too. What's this, Dima?
- Hi, I'm Vika, and this is Dima.

- Wow! It's lovely!
- Hi, Dima. How old are you?
- It's my new schoolbag.
- I'm nine. And you?
- Hello, I'm Misha. What's your name?

Misha: \_\_\_\_\_

Vika: \_\_\_\_\_

Misha: \_\_\_\_\_

Dima: \_\_\_\_\_

Misha: \_\_\_\_\_

Dima: \_\_\_\_\_

Misha: \_\_\_\_\_

# 8. Найди правильный перевод предложений.

- |                        |       |                     |
|------------------------|-------|---------------------|
| 1. Come with me!       | _____ | a) Возьми портфель! |
| 2. Go to school!       | _____ | b) Не опаздывай!    |
| 3. Get your schoolbag! | _____ | c) Пойдём!          |
| 4. Don't be late!      | _____ | d) Иди в школу!     |

# 9. Найди и обведи в квадрате слова, обозначающие числа от 11 до 20 и запиши их по убыванию.

n	i	n	e	t	e	e	n	s	m	f
v	r	t	d	y	b	r	s	e	r	o
k	n	w	x	t	f	t	i	v	t	u
n	q	e	d	z	l	w	x	e	h	r
n	f	n	q	b	m	e	t	n	i	t
h	b	t	z	q	i	l	e	t	r	e
u	y	y	r	t	k	v	e	e	t	e
w	f	i	f	t	e	e	n	e	e	n
t	p	e	l	e	v	e	n	n	e	c
j	l	j	a	v	i	p	o	k	n	t
n	v	u	e	i	g	h	t	e	e	n

twenty	(20)
_____	( )
_____	( )
_____	( )
_____	( )
_____	( )
_____	( )
_____	( )
_____	( )
eleven	(11)



**10. Распредели слова по столбикам в зависимости от правил чтения подчёркнутых букв и прочитай их.**

he, egg, clever, help, we, get, yes, bed, me, pet, bee, red, she

/i:/	/e/
tree	pen

**Уроки 2а, 2б**

**1. Прочитай слова и найди их значение. Запиши ответы в таблицу.**

- |                   |                              |
|-------------------|------------------------------|
| 1. school subject | a) год (обучения)            |
| 2. English        | b) музыка                    |
| 3. Maths          | c) история                   |
| 4. Geography      | d) изобразительное искусство |
| 5. PE             | e) естествознание            |
| 6. History        | f) английский язык           |
| 7. Science        | g) математика                |
| 8. Art            | h) физкультура               |
| 9. Music          | i) география                 |
| 10. Year          | j) школьный предмет          |

1	2	3	4	5	6	7	8	9	10

**2. Напиши недостающие буквы.**

S \_ i \_ n \_ e

\_ e \_ gra \_ \_ y

En \_ li \_ \_

M \_ si \_

\_ a \_ hs

\_ \_ h \_ ol s \_ b \_ ect

A \_ t

H \_ s \_ or \_

**3. Найди слова и обведи кружком, а затем запиши их в алфавитном порядке.**

MATHSCIENCEGLISHISTORY

---



---

**4. Что ты делаешь на разных уроках? Впиши глаголы в соответствующую строчку. Глаголы могут повторяться.**

read, write, listen, sing, run, jump, draw, play, watch films

English	
Russian	
Maths	
Music	
Art	
PE	

**5. Напиши глагол *be* в полной и краткой форме, как показано в образце.**

**Образец:** *I am nine.*

*I'm nine.*

1. I \_\_\_\_\_ happy.

I \_\_\_\_\_ happy.

2. You \_\_\_\_\_ my friend.

You \_\_\_\_\_ my friend.

3. He \_\_\_\_\_ in the bedroom.

He \_\_\_\_\_ in the bedroom.

4. She \_\_\_\_\_ in Year 3.

She \_\_\_\_\_ in Year 3.

6. It \_\_\_\_\_ a pencil case.

It \_\_\_\_\_ a pencil case.

7. They \_\_\_\_\_ at school.

They \_\_\_\_\_ at school.

**6. Напиши глаголы в полной форме.**

**Образец:** She **isn't** in Year 2.    *She **is not** in Year 2.*

1. **What's** your favourite subject? \_\_\_\_\_
2. **They're** in the tree house. \_\_\_\_\_
3. **It's** a ruler. \_\_\_\_\_
4. My **name's** Marina. \_\_\_\_\_
5. **I'm** ten. \_\_\_\_\_
6. **He's** wearing blue jeans. \_\_\_\_\_
7. **You're** not in your room. \_\_\_\_\_

**7. Выбери правильное предложение и подчеркни его.**

1. a) What Year you in?                      4. a) He has got five years old.  
   b) What Year are you in?                b) He's five years old.
2. a) I'm in Year 3.                            5. a) What's is this?  
   b) I'm Year 3.                                b) What's this?
3. a) How old he is?                           6. a) It's my rubber.  
   b) How old is he?                           b) It's is my rubber.

**8. Найди правильные ответы на вопросы.**

- |                                    |                        |
|------------------------------------|------------------------|
| 1. What's your name?               | a) English.            |
| 2. How old is she?                 | b) They are at school. |
| 3. What year are you in at school? | c) It's a ruler.       |
| 4. What's your favourite subject?  | d) She's 18.           |
| 5. Where are they?                 | e) My name is Sasha.   |
| 6. What's this?                    | f) I'm in Year 3.      |

1	2	3	4	5	6

**9. Найди соответствующую команду. Прочитай.**

- |                     |       |                     |
|---------------------|-------|---------------------|
| 1. Закрой книгу!    | _____ | a) Stand up!        |
| 2. Хлопай в ладоши! | _____ | b) Stamp your feet! |
| 3. Сядь!            | _____ | c) Open your book!  |
| 4. Топай ногами!    | _____ | d) Clap your hands! |
| 5. Открой книгу!    | _____ | e) Close your book! |
| 6. Встань!          | _____ | f) Sit down!        |

**10. Запиши слова в правильном порядке и прочитай предложения. Не забудь начать предложение с заглавной буквы.**

1. is/my/Oleg/name.

2. eight/old/I/years/am.

3. school/am/in/Year/I/at/3.

4. Maths/I/Science/and/like.

5. subjects/favourite/are/Art/my/and/PE.

6. school/like/I.

**Упражнения на повторение и закрепление  
материала модуля 1****1. Вычеркни лишнее слово.**

1. pencil, ruler, chair, pencil case
2. Science, school, Maths, Geography




3. thirteen, eighteen, eleven, fifteen  
4. see, three, tree, pen

**2. Догадайся, какое число нужно написать следующим.**

1. Nine, eleven, \_\_\_\_\_.
2. Fourteen, sixteen, \_\_\_\_\_.
3. Ten, fifteen, \_\_\_\_\_.
4. Seventeen, fourteen, \_\_\_\_\_.
5. Eleven – nine, twelve – eight \_\_\_\_\_.

**3. Реши примеры и впиши ответы в кроссворд.**



**По горизонтали:**

**2.**  $11+5=$

**4.**  $8+10=$

**6.**  $9+4=$

**По вертикали:**

**1.**  $7+4=$

**3.**  $8+4=$

**5.**  $13+6=$

**4. Составь слова из двух половинок и запиши их перевод.**

- |           |        |
|-----------|--------|
| 1. ice    | case   |
| 2. school | house  |
| 3. tree   | number |
| 4. pencil | bear   |
| 5. orange | bag    |
| 6. teddy  | juice  |
| 7. phone  | cream  |

**Образец:** 1. *ice cream* – мороженое

- \_\_\_\_\_
- \_\_\_\_\_
- \_\_\_\_\_
- \_\_\_\_\_
- \_\_\_\_\_
- \_\_\_\_\_
- \_\_\_\_\_

**5. Составь команды, запиши и переведи их.**

- |          |             |
|----------|-------------|
| 1. Stand | your book!  |
| 2. Stamp | down!       |
| 3. Open  | your hands! |
| 4. Clap  | your book!  |
| 5. Close | up!         |
| 6. Sit   | your feet!  |

- \_\_\_\_\_
- \_\_\_\_\_
- \_\_\_\_\_
- \_\_\_\_\_
- \_\_\_\_\_
- \_\_\_\_\_

- 6. Найди и обведи 7 слов, обозначающих школьные предметы.**

→

↓

g	e	o	g	r	a	p	h	y	d
c	q	c	f	m	u	s	i	c	k
e	d	o	k	w	x	p	m	l	a
n	c	v	a	h	e	p	a	r	t
g	p	y	p	m	x	z	t	y	c
l	p	r	a	q	p	d	h	j	p
i	g	l	m	d	q	m	s	b	n
s	c	i	e	n	c	e	b	l	r
h	h	p	g	l	i	t	w	q	h
h	i	s	t	o	r	y	p	s	s

- 7. Какие из этих школьных предметов ты изучаешь, а какие нет? Закончи предложения.**

English, Maths, Geography, PE, History, Science, Art, Music, Russian, Reading, Nature Study, Computer Study, Handicraft.

I have \_\_\_\_\_

\_\_\_\_\_

I don't have \_\_\_\_\_

\_\_\_\_\_

- 8. Исправь ошибки – зачеркни лишнее слово.**

1. I am like History.
2. My the favourite subject is Maths.
3. He is 9 years.
4. What's is your phone number?
5. I don't have the Geography at school.

**9. Перепиши письмо, исправляя ошибки – начни слово с заглавной буквы, где это необходимо.**

*hello,*

*my name is tom. i am from london. i'm 11. i like maths and english, but my favourite subject is pe. i can run and jump very well. i can play football too.*

*i've got a pet. it's a cat. its name is snowball.*

*what about you?*

*love,*

*tom*

---

---

---

---

---

---

---

---

**10. Напиши ответ Тому.**

---

---

---

---

---

---

---

---

**11. Подчеркни правильный вариант.**

1. I **am/have got/can** a lovely book.

2. My favourite **subject/food/season** is Music.

3. My rubber is in my **pencil/pen/ruler** case.
4. We are in Year 3 at **home/school/work**.
5. Eight plus five is **eleven/twelve/thirteen**.
6. Clap your **eyes/feet/hands**!
7. Close your **rubbers/rulers/books**!

**12. Выбери правильное местоимение. Запиши ответы в таблицу.**

- |                       |        |         |         |
|-----------------------|--------|---------|---------|
| 1. ____ is in Year 7. | a) I   | b) They | c) She  |
| 2. ____ am Betty.     | a) I   | b) He   | c) She  |
| 3. ____ is yellow.    | a) You | b) It   | c) They |
| 4. How old are ____?  | a) you | b) I    | c) he   |
| 5. Where are ____?    | a) she | b) I    | c) they |
| 6. ____ is at school. | a) You | b) He   | c) They |
| 7. ____ am sad.       | a) She | b) He   | c) I    |

1	2	3	4	5	6	7

**13. Напиши вопросы, которые были заданы.**

1. \_\_\_\_\_  
Ann.
2. \_\_\_\_\_  
She is nine.
3. \_\_\_\_\_  
She is in Year 3.
4. \_\_\_\_\_  
English and Russian.
5. \_\_\_\_\_  
She's at school.

## МОДУЛЬ 2

### Уроки 3а, 3б

**1. Прочитай слова и найди их значение. Запиши ответы в таблицу.**







- |                  |                      |
|------------------|----------------------|
| 1. family tree   | a) мама              |
| 2. big brother   | b) дедушка           |
| 3. little sister | c) плюшевый мишка    |
| 4. grandma       | d) младшая сестра    |
| 5. grandpa       | e) старший брат      |
| 6. mum           | f) папа              |
| 7. dad           | g) бабушка           |
| 8. teddy         | h) обезьянка         |
| 9. chimp         | i) родословное древо |

1	2	3	4	5	6	7	8	9

**2. Напиши недостающие буквы.**

- |                      |             |
|----------------------|-------------|
| gr _ n _ pa          | m _ m       |
| d _ d                | te _ d _    |
| f _ mil _ tr _ _     | gra _ d _ a |
| li _ _ le s _ st _ r | _ _ imp     |
| b _ g bro _ _ er     |             |

**3. Расшифруй слова и запиши их в таблицу с переводом.**

- |  |   |  |
|--|---|--|
| 1.  mmu     | 2.  gbi<br>bhoretr | 3.  tliet<br>sstrie |
| 4.  ngramda | 5.  aflimy<br>eret | 6.  add             |

1	<i>mum</i>	<i>мама</i>
2		
3		
4		
5		
6		

**4. Перепиши слова, расставляя их по алфавиту.**

mum, dad, family tree, sister, brother, grandpa

---



---

**5. Напиши, кто у тебя есть в семье.**

I've got a \_\_\_\_\_

---

**6. Напиши соответствующее притяжательное местоимение.**

I - <i>my</i>	we - _____
you - _____	you - _____
he - _____	they - _____
she - _____	
it - _____	

**7. Напиши предложения, пользуясь подсказками, как показано в образце.**

**Образец:** pen (she) – *This is her pen.*

- |                     |               |
|---------------------|---------------|
| 1. school (we)      | This is _____ |
| 2. school bag (you) | This _____    |
| 3. pencil (he)      | _____         |
| 4. rubber (she)     | _____         |

5. grandpa (they) \_\_\_\_\_  
 6. ball (it) \_\_\_\_\_  
 7. pencil case (I) \_\_\_\_\_

**А теперь уточни, кому это принадлежит.**

**Образец:** *Is this her pen?*

1. \_\_\_\_\_  
 2. \_\_\_\_\_  
 3. \_\_\_\_\_  
 4. \_\_\_\_\_  
 5. \_\_\_\_\_  
 6. \_\_\_\_\_  
 7. \_\_\_\_\_

**8. Переведи на английский язык.**

**Образец:** её сестра – *her sister*

1. их дом \_\_\_\_\_  
 2. наш сад \_\_\_\_\_  
 3. моя линейка \_\_\_\_\_  
 4. его старшая сестра \_\_\_\_\_  
 5. наше родословное древо \_\_\_\_\_  
 6. её младший брат \_\_\_\_\_  
 7. ваша семья \_\_\_\_\_

**9. Посмотри и напиши, чьи это вещи, как показано в образце.**

Mum	Dad	brothers	pet
umbrella	car	room	ball
cup	computer	books	food

**Образец:** *her umbrella*

- |         |         |
|---------|---------|
| 1 _____ | 5 _____ |
| 2 _____ | 6 _____ |
| 3 _____ | 7 _____ |
| 4 _____ | 8 _____ |



**10. Напиши, кому что принадлежит, как показано в образце.**

**Образец:** He/friend     *He **has got** a friend. It's **his** friend.*

1. He/car \_\_\_\_\_
2. She/sister \_\_\_\_\_
3. They/pet \_\_\_\_\_
4. You/radio \_\_\_\_\_
5. We/tree house \_\_\_\_\_
6. I/toy soldier \_\_\_\_\_
7. It/toy \_\_\_\_\_

**11. Распредели слова по столбикам в зависимости от правил чтения подчёркнутых букв и прочти слова.**

pencil case, dad, sad, take, black, table, bag, camp, baby,  
late, can, snake

/eɪ/	/æ/
<u>ca</u> ke	<u>ca</u> t

## Уроки 4а, 4б

**1. Прочитай слова и найди их значение. Запиши ответы в таблицу.**

- |                |            |
|----------------|------------|
| 1. grandmother | a) дедушка |
| 2. grandfather | b) папа    |
| 3. mother      | c) бабушка |
| 4. father      | d) мама    |

1	2	3	4

**2. Напиши недостающие буквы.**

\_\_ randm \_\_ th \_\_ r                      gr \_\_ n \_\_ fath \_\_ r  
mo \_\_ \_\_ er                                  f \_\_ t \_\_ er

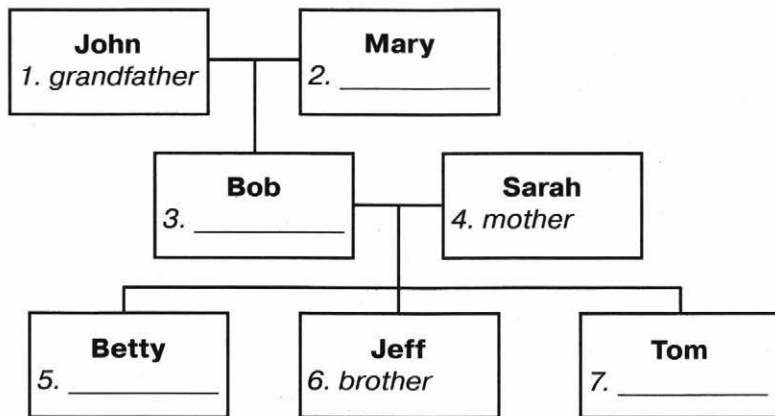
**3. Перепиши слова, расставляя их по алфавиту.**

mother, father, sister, brother, grandmother

\_\_\_\_\_

\_\_\_\_\_

**4. Допиши недостающие слова в родословном древе.**



**5. Ответь на вопросы, пользуясь родословным древом из упражнения 4.**

**Образец:** Who is John to Tom? – *His grandfather.*

- Who's Mary to Betty? \_\_\_\_\_
- Who's Bob to Jeff and Tom? \_\_\_\_\_
- Who's Sarah to Betty? \_\_\_\_\_
- Who's Betty to Jeff and Tom? \_\_\_\_\_
- Who are Jeff and Tom to Betty? \_\_\_\_\_

**6. Вставь am, is, are, have.**

Dear Alice,

I 1) \_\_\_\_\_ Betty. This 2) \_\_\_\_\_ my father and this 3) \_\_\_\_\_ my mother. Their names 4) \_\_\_\_\_ Bob and Sarah. Jeff and Tom 5) \_\_\_\_\_ my brothers. Jeff 6) \_\_\_\_\_ my big brother and Tom 7) \_\_\_\_\_ my little brother. I 8) \_\_\_\_\_ got a grandfather and a grandmother. They 9) \_\_\_\_\_ very nice. We 10) \_\_\_\_\_ a happy family.

Love,

Betty

**7. Напиши существительные во множественном числе, как показано в образце.**

**Образец:** chimp (11) – *eleven chimps*

book	(20)	_____
pen	(17)	_____
pencil	(19)	_____
pencil case	(15)	_____
school bag	(18)	_____
ruler	(13)	_____
rubber	(16)	_____
school	(14)	_____
subject	(12)	_____

**8. Выбери правильный ответ и обведи букву кружком.**

1. What is it?

a) They're books.

b) It's a book.

2. What are they?

a) They're toys.

b) It's a toy.

**9. Напиши предложения во множественном числе.**

**Образец:** It's a book. – *They're books.*

1. It's a ruler.                    – \_\_\_\_\_
2. It's a chimp.                    – \_\_\_\_\_
3. It's a school.                    – \_\_\_\_\_
4. It's a rubber.                    – \_\_\_\_\_
5. It's a pen.                    – \_\_\_\_\_
6. It's a pencil case.                    – \_\_\_\_\_
7. It's a school bag.                    – \_\_\_\_\_

**10. Напиши краткие ответы, пользуясь подсказками.**

**Образец:** Is it a pencil? (X) – *No, it isn't.*

Is it a pen? (✓) – *Yes, it is.*

Are they sad? (X) – *No, they aren't.*

Are they happy? (✓) – *Yes, they are.*

1. Is it a radio?                    (X) – \_\_\_\_\_
2. Are they horses?                    (X) – \_\_\_\_\_
3. Is she a ballerina?                    (✓) – \_\_\_\_\_
4. Are they your friends? (✓) – \_\_\_\_\_
5. Are they in Year 4?                    (X) – \_\_\_\_\_
6. Are they in Year 3?                    (✓) – \_\_\_\_\_
7. Is it your school?                    (✓) – \_\_\_\_\_

**11. Напиши о предметах, пользуясь подсказками, как это показано в образце.**

**Образец:** chair/yellow. – *It's a chair. It's yellow.*

clowns/funny – *They're clowns. They're funny.*

1. burger/yummy \_\_\_\_\_
2. apples/red \_\_\_\_\_
3. school/nice \_\_\_\_\_
4. chairs/brown \_\_\_\_\_
5. flowers/beautiful \_\_\_\_\_
6. garden/big \_\_\_\_\_
7. boats/small \_\_\_\_\_

## Упражнения на повторение и закрепление материала модуля 2

### 1. Вычеркни лишнее слово.

1. mum, dad, friend, grandma
2. father, grandfather, sister, brother
3. Sam, Ted, Dolly, Jack
4. bag, cake, dad, lamp

### 2. Найди и обведи 6 слов, обозначающих членов семьи.

→

↓

b	r	o	t	h	e	r	t
f	m	g	m	s	i	l	m
a	q	r	o	i	k	w	w
t	r	a	t	s	c	n	q
h	z	n	h	t	j	j	u
e	q	d	e	e	k	u	a
r	r	m	r	r	r	f	p
g	r	a	n	d	p	a	o

### 3. Подбери пару с одинаковым значением и запиши ответы в таблицу.

- |                |            |
|----------------|------------|
| 1. mother      | a) dad     |
| 2. grandmother | b) mum     |
| 3. grandfather | c) grandma |
| 4. father      | d) grandpa |

1	2	3	4

### 4. Напиши, как их зовут.

1. Ann                      –    *Her name is Ann.*
2. Sasha, Masha       –    *Their names are Sasha and Masha.*

- |               |   |       |
|---------------|---|-------|
| 3. Bob        | - | _____ |
| 4. Tom, Jerry | - | _____ |
| 5. Fluffy     | - | _____ |
| 6. Lena       | - | _____ |
| 7. Blackie    | - | _____ |

**5. Представь членов своей семьи, как это показано в образце.**

**Образец:** *This is my father. His name is Dima.*

\_\_\_\_\_

\_\_\_\_\_

\_\_\_\_\_

\_\_\_\_\_

\_\_\_\_\_

\_\_\_\_\_

\_\_\_\_\_

**6. Закончи предложения, как показано в образце.**

**Образец:** (I) – *My school bag is blue.*

- 1 (They) \_\_\_\_\_ school is big.
- 2 (You) \_\_\_\_\_ dog is clever.
- 3 (She) \_\_\_\_\_ brother can run and jump well.
- 4 (He) \_\_\_\_\_ eyes are green.
- 5 (I) \_\_\_\_\_ hair is dark, but (she) \_\_\_\_\_ hair is fair.
- 6 (We) \_\_\_\_\_ friend has got three cats.
- 7 (It) \_\_\_\_\_ name is Tiger.

**7. Подчеркни правильное слово.**

1. **He/His** name is Eddy.
2. **They/Their** are friends.
3. Betty is **she/her** sister.
4. **I/My** grandpa is funny.

5. This is **our/we** car.
6. **Its/It's** a teddy bear.
7. Are **your/you** happy?

**8. Напиши предложения во множественном числе.**

**Образец:** She is my sister. – *They are my sisters.*  
I am a student. – *We are students.*

1. It is a horse. – \_\_\_\_\_
2. The puppet is funny. – \_\_\_\_\_
3. It is a toy soldier. – \_\_\_\_\_
4. I am happy. – \_\_\_\_\_
5. He is my friend. – \_\_\_\_\_
6. The boy is small. – \_\_\_\_\_
7. I am in Year 3. – \_\_\_\_\_

**9. Впиши *am, is, isn't, are, aren't*, пользуясь информацией из таблицы.**

Sam	Linda	Becky	Boris
9	10	8	9
Year 1	Year 2	Year 1	Year 3
Britain	Britain	Britain	Russia

Sam, Linda and Becky 1) \_\_\_\_\_ from Britain. Boris 2) \_\_\_\_\_ from Britain, he 3) \_\_\_\_\_ from Russia. Sam and Becky 4) \_\_\_\_\_ in Year 1. Boris and Linda 5) \_\_\_\_\_ in Year 1. Linda 6) \_\_\_\_\_ in Year 2 and Boris 7) \_\_\_\_\_ in Year 3. Sam and Boris 8) \_\_\_\_\_ nine. Linda and Becky 9) \_\_\_\_\_ nine. Linda 10) \_\_\_\_\_ ten and Becky 11) \_\_\_\_\_ eight. I 12) \_\_\_\_\_ not from Britain. I 13) \_\_\_\_\_ from Russia. I 14) \_\_\_\_\_ in Year 3. I 15) \_\_\_\_\_ 9/10 years old.

**10. Подбери соответствующую реплику. Запиши ответы в таблицу.**

- |                              |                            |
|------------------------------|----------------------------|
| 1. This is our baby brother. | a) My grandma and grandpa. |
| 2. What's this?              | b) Bill.                   |
| 3. Who's this?               | c) They're toy soldiers.   |
| 4. Who are they?             | d) What's his name?        |
| 5. What's his name?          | e) I'm Alex.               |
| 6. What are they?            | f) It's our little sister. |
| 7. What's your name?         | g) It's a pencil case.     |

1	2	3	4	5	6	7

**11. Исправь ошибки – зачеркни лишнее слово.**

1. They're are my favourite toys.
2. Who are they are?
3. This is my the big sister.
4. I am have got a happy family.
5. They're the green.

**12. Поставь слова в правильном порядке и запиши предложения. Прочитай.**

1. they/What/are?

2. my/is/sister/big/This.

3. her/name/What's?

4. are/Betty/Their/names/Laura/and.

5. happy/are/We/ family/a

6. is/she/Who?



**13. Заполни пропуски словами из рамки.**

sisters family names little funny  
pet black father happy name

**A Happy Family**

My 1) \_\_\_\_\_ is Ben. I am from Australia. I've got a big  
2) \_\_\_\_\_. This is my 3) \_\_\_\_\_ and mother. Their  
4) \_\_\_\_\_ are Helen and Ted. I haven't got any brothers,  
but I've got three 5) \_\_\_\_\_! This is my big sister, her  
name is Becky. Minnie and Meg are the names of my  
6) \_\_\_\_\_ sisters. They're very 7) \_\_\_\_\_! And this  
is our 8) \_\_\_\_\_. It's a dog. His name is Spot. He's  
9) \_\_\_\_\_ and white. We are a 10) \_\_\_\_\_ family!

**14. Прочитай вопросы и выбери правильный ответ из трех предложенных вариантов, пользуясь текстом упр. 13**

A How many sisters has Ben got?

- 1) 1
- 2) 2
- 3) 3

B What are his little sisters' names?

- 1) Becky, Minnie and Meg
- 2) Ted and Helen
- 3) Minnie and Meg

C What pet have they got?

- 1) a cat
- 2) a dog
- 3) a goldfish

## МОДУЛЬ 3

### Уроки 5а, 5b

**1. Прочитай слова и найди их значение. Запиши ответы в таблицу.**

- |               |            |
|---------------|------------|
| 1. jelly      | a) бургер  |
| 2. chicken    | b) овощи   |
| 3. burger     | c) шоколад |
| 4. pizza      | d) курица  |
| 5. chocolate  | e) желе    |
| 6. water      | f) лимонад |
| 7. vegetables | g) пицца   |
| 8. lemonade   | h) вода    |

1	2	3	4	5	6	7	8

**2. Напиши недостающие буквы.**

v _ g _ t _ b _ es	b _ _ ger
w _ t _ _	_ _ _ ocolat _
pi _ _ a	_ hi _ _ en
j _ _ l _	l _ mon _ d _

**3. Расшифруй слова и найди их значение. Запиши ответы в таблицу.**

- |               |            |
|---------------|------------|
| 1. cocoalhte  | a) курица  |
| 2. lmedoane   | b) желе    |
| 3. veegeablst | c) шоколад |
| 4. zpiaz      | d) овощи   |
| 5. ljeyl      | e) бургер  |
| 6. awtre      | f) лимонад |
| 7. berugr     | g) пицца   |
| 8. cichnke    | h) вода    |

1	c	chocolate
2		
3		
4		
5		
6		
7		
8		

**4. Перепиши слова, расставляя их по алфавиту.**

jelly, water, lemonade, vegetables, chicken, burger, pizza, chocolate

---

---

---

**5. Поставь существительные во множественное число.**

1. burger      - \_\_\_\_\_
2. sandwich    - \_\_\_\_\_
3. egg          - \_\_\_\_\_
4. orange      - \_\_\_\_\_
5. apple       - \_\_\_\_\_
6. banana      - \_\_\_\_\_
7. vegetable   - \_\_\_\_\_

**6. Распредели слова по категориям.**

lemonade, jelly, banana, vegetable, water, cheese, egg, chicken, ice cream, orange juice, chocolate, pizza, sandwich, burger, chips, milk, apple

**Food:** \_\_\_\_\_

**Drinks** \_\_\_\_\_

**Fruit:** \_\_\_\_\_

**Desserts:** \_\_\_\_\_

**7. Напиши, что любят и не любят есть животные, пользуясь подсказками.**

1. cats      milk (✓)  
                 orange juice (X)

4. elephants      apples (✓)  
                         chicken (X)

2. dogs      chicken (✓)  
                 chips (X)

5. chimps      bananas (✓)  
                     jelly (X)

3. dolphins      fish (✓)  
                     eggs (X)

6. horses      vegetables (✓)  
                     ice cream (X)

**Образец:** 1. *Cats like milk, but they don't like orange juice.*

2. \_\_\_\_\_

3. \_\_\_\_\_

4. \_\_\_\_\_

5. \_\_\_\_\_

6. \_\_\_\_\_

8. Напиши, что любят и не любят есть члены твоей семьи и твой друг.

**Образец:** *My grandma likes vegetables, but she doesn't like chips.*

---

---

---

---

---

---

---

---

9. Подчеркни правильное слово.

1. **Does/Do** you like ice cream?
2. **Does/Do** they like chocolate cake?
3. **Does/Do** your pet like vegetables?
4. **Does/Do** your sister like cheese sandwiches?
5. **Does/Do** boys like chocolate?
6. **Does/Do** your grandma like chips?
7. **Does/Do** he like burgers?

10. Вставь *do, don't, does, doesn't*.

1. \_\_\_\_\_ you like ice cream? – Yes, I \_\_\_\_\_.
2. \_\_\_\_\_ your friend like hot milk? – No, he \_\_\_\_\_.
3. \_\_\_\_\_ British students like fish and chips? – Yes, they \_\_\_\_\_.
4. I \_\_\_\_\_ like water, but I like lemonade.
5. \_\_\_\_\_ your brother like eggs? Yes, he \_\_\_\_\_.
6. She likes burgers, but she \_\_\_\_\_ like pizza.
7. My mum \_\_\_\_\_ like jelly.

**11. Распредели слова по столбикам в соответствии с правилами чтения подчёркнутых букв и прочитай слова.**

five, chips, sister, time, chimp, nineteen, winter, nice, fine, pink, white, little

/aɪ/	/ɪ/
l <u>i</u> ke	b <u>i</u> g

**Уроки 6а, 6б**

**1. Прочитай слова и найди их значения. Запиши ответы в таблицу.**

- |                 |                               |
|-----------------|-------------------------------|
| 1. meat         | a) паста (макаронные изделия) |
| 2. potatoes     | b) рис                        |
| 3. biscuits     | c) картофель                  |
| 4. milk         | d) морковь                    |
| 5. cake         | e) кока-кола                  |
| 6. orange juice | f) попкорн                    |
| 7. pasta        | g) мясо                       |
| 8. sausages     | h) печенье                    |
| 9. carrots      | i) торт                       |
| 10. rice        | j) апельсиновый сок           |
| 11. popcorn     | k) сосиски                    |
| 12. Coke        | l) молоко                     |

1	2	3	4	5	6	7	8	9	10	11	12

## 2. Напиши недостающие буквы.

b \_ sc \_ its                      \_ e \_ t  
p \_ t \_ t \_ \_ s                  r \_ \_ \_ e  
\_ opc \_ \_ n                      \_ a \_ t \_  
\_ o \_ e                              s \_ \_ s \_ g \_ s

## 3. Составь слова или словосочетания из двух половинок и найди их перевод. Занеси ответы в таблицу.

- |              |           |                        |
|--------------|-----------|------------------------|
| 1. ice       | corn      | a) бутерброд с сыром   |
| 2. carrots   | sandwich  | b) мороженое           |
| 3. chocolate | cream     | c) шоколадный торт     |
| 4. lunch     | list      | d) молочный шоколад    |
| 5. pop       | chocolate | e) список покупок      |
| 6. shopping  | cake      | f) коробка с завтраком |
| 7. cheese    | box       | g) морковный сок       |
| 8. milk      | juice     | h) попкорн             |

1. <i>ice cream</i>	b)
2.	
3.	
4.	
5.	
6.	
7.	
8.	

## 4. Перепиши слова, расставляя их по алфавиту.

rice, biscuits, potatoes, meat, carrots, milk, pasta, cake

\_\_\_\_\_

\_\_\_\_\_

5. Поставь исчисляемые существительные во множественное число, а если существительные неисчисляемые, поставь X.

**Образец:** banana – *bananas*  
milk – X

1. meat – \_\_\_\_\_
2. potato – \_\_\_\_\_
3. biscuit – \_\_\_\_\_
4. cheese – \_\_\_\_\_
5. sausage – \_\_\_\_\_
6. water – \_\_\_\_\_
7. carrot – \_\_\_\_\_
8. rice – \_\_\_\_\_

6. Выбери правильное слово и подчеркни его.

1. I've got **some/any** water in the glass.
2. We haven't got **some/any** chairs in the room.
3. Has he got **some/any** toys in his bedroom?
4. Have you got **some/any** sausages in the lunch box?
5. They've got **some/any** vegetables in the fridge.
6. Can I have **some/any** pasta?
7. She hasn't got **some/any** flowers in her garden.

7. Напиши, что есть и чего нет в коробке с завтраком у Ларри и Лулу, как показано в образце.

**Образец:** *Maya has got some apples. She has got some burgers. She hasn't got any apples. She hasn't got any bananas.*

	bananas	apples	juice	milk	burger	sandwiches
Maya	X	X	✓	X	✓	X
Larry	X	✓	X	X	X	✓
Lulu	✓	X	✓	✓	✓	X



---

---

---

---

---

---

**8. Прочитай описание комнаты. Вставь *a, some, any*.**

This is my room. It's small, but very nice. I've got 1) \_\_\_\_\_ desk,  
2) \_\_\_\_\_ bed, 3) \_\_\_\_\_ chairs and 4) \_\_\_\_\_ pictures.  
I haven't got 5) \_\_\_\_\_ toys, but I've got 6) \_\_\_\_\_ computer  
games because I've got 7) \_\_\_\_\_ computer!

**9. Напиши, как показано в образце, какие из данных продуктов есть у вас в холодильнике, а каких нет.**

sausages	vegetables	eggs	milk	juice
meat	ice cream	chicken		

**Образец:** *We've got some sausages. We've got some eggs.  
We haven't got any juice. We haven't got any chicken.*

---

---

---

---

---

---

**10. Впиши *some* или *any* и нужное существительное, пользуясь информацией из списка покупок. В списке вычеркнуты те продукты, которые уже куплены.**



Mum,  
We've got 1) \_\_\_\_\_, but we haven't got  
2) \_\_\_\_\_. We've got 3) \_\_\_\_\_, but  
we haven't got 4) \_\_\_\_\_. We haven't got  
5) \_\_\_\_\_, but we've got 6) \_\_\_\_\_.  
We've got 7) \_\_\_\_\_, but we need  
8) \_\_\_\_\_ and 9) \_\_\_\_\_.  
Max

**11. Напиши, какие принадлежности есть и каких нет в твоём портфеле, пользуясь информацией из таблицы.**

<p>I've got I haven't got</p>	<p>a some any</p>	<p>book(s) pen(s) pencil(s) ruler(s) pencil case rubber (s) lunch box</p>
-----------------------------------	---------------------------	---

## Упражнения на повторение и закрепление материала модуля 3

### 1. Вычеркни лишнее слово.

1. chicken, meat, vegetables, sausages
2. eggs, burger, potatoes, sandwiches
3. water, pasta, milk, tea
4. rice, like, fish, five

### 2. Найди и обведи в квадрате 10 слов, обозначающих продукты.

→

e	g	g	x	l	w	a	t	e	r
u	v	n	m	e	p	v	o	n	b
c	k	p	c	m	e	a	t	t	i
t	h	i	a	o	b	q	l	m	s
d	i	z	r	n	w	n	r	b	c
s	f	x	r	a	n	f	i	z	u
b	z	a	o	d	c	q	c	q	i
v	l	t	t	e	a	y	e	k	t
v	z	u	p	o	p	c	o	r	n
i	p	a	s	t	a	c	m	r	h

### 3. Расшифруй слово, найди его перевод и запиши ответы в таблицу.

- |              |              |
|--------------|--------------|
| 1. paeotots  | a) вода      |
| 2. hclacotoe | b) курица    |
| 3. cehsee    | c) картофель |

- |            |            |
|------------|------------|
| 4. twera   | d) мясо    |
| 5. acrorts | e) шоколад |
| 6. ckicnhe | f) сыр     |
| 7. tema    | g) морковь |

1	2	3	4	5	6	7

4. Напиши, какие из этих продуктов нравятся/не нравятся этим детям, пользуясь информацией из таблицы.

	meat	fish	vegetables	chips	eggs
Masha	✓	✓	✗	✓	✗
Nadia	✗	✓	✓	✗	✓
Sasha	✓	✓	✓	✗	✓
You					

**Образец:** *Masha likes meat, fish and chips, but she doesn't like vegetables or eggs.*

---



---



---



---



---



---

5. Напиши вопросы, которые были заданы.

- \_\_\_\_\_ ?  
My name's Anna.
- \_\_\_\_\_ ?  
It's a school bag.
- \_\_\_\_\_ ?  
English and Maths.
- \_\_\_\_\_ ?  
He's 10.

5. \_\_\_\_\_ ?  
She's my little sister.
6. \_\_\_\_\_ ?  
Ice cream, yummy!
7. \_\_\_\_\_ ?  
No, I like orange juice.

**6. Составь идеальное меню: что бы ты хотел(а) есть на завтрак, обед и ужин?**

**MY IDEAL MENU**

*Breakfast*

\_\_\_\_\_

\_\_\_\_\_

\_\_\_\_\_

*Lunch*

\_\_\_\_\_

\_\_\_\_\_

\_\_\_\_\_

*Supper*

\_\_\_\_\_

\_\_\_\_\_

\_\_\_\_\_

**7. Дай краткие ответы на вопросы.**

**Образец:** Do you like football? – Yes, I do./No, I don't.  
Does your dad like meat? – Yes, he does./  
No, he doesn't.

1. Does your friend like Maths? – \_\_\_\_\_
2. Does your grandma like chips? – \_\_\_\_\_
3. Do you like winter? – \_\_\_\_\_
4. Do you like lemonade? – \_\_\_\_\_

5. Does your grandpa like ice cream? – \_\_\_\_\_  
 6. Does your mum like chocolate? – \_\_\_\_\_  
 7. Do you like hot milk? – \_\_\_\_\_

**8. Подбери соответствующую реплику. Запиши ответы в таблицу.**

- |                                      |                                    |
|--------------------------------------|------------------------------------|
| 1. What's your favourite food?       | a) Here you are!                   |
| 2. Do you like chips?                | b) I've got a burger and an apple. |
| 3. Can I have some cake please?      | c) No, I don't.                    |
| 4. Does your sister like vegetables? | d) Pasta, yum!                     |
| 5. What's in your lunch box?         | e) No, thank you.                  |
| 6. Do you want potatoes?             | f) Yes, she does.                  |

1	2	3	4	5	6

**9. Исправь ошибки – зачеркни лишнее слово.**

- I am like chicken.
- Does he is like carrots?
- Can I have got some pizza?
- I love my grandma's a biscuits. Yum!
- He has got a cheese sandwich in the his lunch box.

**10. Поставь слова в правильном порядке и запиши предложения. Прочитай.**

- favourite/rice/My/is/supper/meat/and.  
\_\_\_\_\_
- have/Can/I/please/vegetables/some?  
\_\_\_\_\_
- food/your/favourite/What's?  
\_\_\_\_\_
- like/carrots/He/doesn't.  
\_\_\_\_\_

5. got/you/Have/any/sausages?

6. popcorn/I/got/haven't/any.

**11. Заполни пропуски словами из рамки.**

want orange cheese like help

**In a Sandwich Bar**

A: Hello! Can I 1) \_\_\_\_\_ you?

B: Yes, please. I'd 2) \_\_\_\_\_ a sandwich.

A: With meat or with 3) \_\_\_\_\_?

B: With meat, please.

A: Here you are. Do you 4) \_\_\_\_\_ some Coke or juice?

B: 5) \_\_\_\_\_ juice, please.

A: It's 55 rubles.

B: Thank you. Bye.

A: Bye.

**12. Впиши a(n), some, any.**

A: Have we got \_\_\_\_\_ vegetables?

B: No, we haven't. We need \_\_\_\_\_ carrots and \_\_\_\_\_ potatoes.

A: And have we got \_\_\_\_\_ apples or oranges?

B: We've got \_\_\_\_\_ apple, but we haven't got \_\_\_\_\_ oranges.

A: So we need \_\_\_\_\_ oranges too.

B: And we haven't got \_\_\_\_\_ meat.

A: Let's go to the shop then.

**13. Напиши, что ты обычно ешь на завтрак, обед и ужин.**

For breakfast I usually have \_\_\_\_\_

For lunch I usually have \_\_\_\_\_

For supper I usually have \_\_\_\_\_

**14. Прочитай текст и закончи предложения, выбрав из предложенных вариантов тот, который соответствует тексту.**

The traditional British breakfast is eggs, bacon, sausages, toast with jam or honey, water and coffee. A lot of British people eat a bowl of cereal for breakfast.

British people often have their lunch in lunch boxes. For lunch they have a sandwich, a piece of fruit and a drink.

For supper British people eat meat or fish with vegetables, rice or pasta. They eat a lot of potatoes too.

A For breakfast British people eat a bowl of

- 1) rice
- 2) salad
- 3) cereal

B British people often have their lunch

- 1) at home
- 2) in lunch boxes
- 3) at 2 p.m.

C They have meat and fish for

- 1) breakfast
- 2) lunch
- 3) supper

**15. Выбери заголовок, который лучше всего подходит к тексту.**

- 1. British People Like Vegetables
- 2. Traditional British Food
- 3. Lunch Boxes



## МОДУЛЬ 4

### Уроки 7а, 7b

**1. Прочитай слова и найди их значение. Запиши ответы в таблицу.**

- |                  |                         |
|------------------|-------------------------|
| 1. ball          | a) музыкальная шкатулка |
| 2. elephant      | b) мяч                  |
| 3. tea set       | c) слон                 |
| 4. doll          | d) лошадка-качалка      |
| 5. aeroplane     | e) поезд                |
| 6. rocking horse | f) чайный сервиз        |
| 7. musical box   | g) самолёт              |
| 8. train         | h) кукла                |

1	2	3	4	5	6	7	8

**2. Напиши недостающие буквы.**

__us__c__o__	__er__p__n__
__l__h__n__	__al__
r__k__n__h__s__	d__l__
__a__s__t__	__a__n__

**3. Расшифруй слова и найди их значение. Запиши ответы в таблицу.**

- |                  |                         |
|------------------|-------------------------|
| 1. ratin         | a) кукла                |
| 2. cismalu oxb   | b) мяч                  |
| 3. odll          | c) лошадка-качалка      |
| 4. eta est       | d) музыкальная шкатулка |
| 5. ronaelaep     | e) поезд                |
| 6. abll          | f) чайный сервиз        |
| 7. halepetn      | g) самолёт              |
| 8. korcign roseh | h) слон                 |

1	e	train
2		
3		
4		
5		
6		
7		
8		

**4. Перепиши слова, расставляя их по алфавиту.**

elephant, doll, rocking, ball, aeroplane, train, musical

---



---



---

**5. Вставь артикль a или an.**

- |                  |                      |
|------------------|----------------------|
| 1. ___ ruler     | 7. ___ mouse         |
| 2. ___ school    | 8. ___ ear           |
| 3. ___ elephant  | 9. ___ eye           |
| 4. ___ aeroplane | 10. ___ yellow pen   |
| 5. ___ computer  | 11. ___ English book |
| 6. ___ armchair  | 12. ___ desk         |

**6. Напиши, кому принадлежат эти вещи, и переведи.**

**Образец:** tea set (Mum) – Mum's tea set – мамин чайный сервиз/сервиз мамы

- train (Larry) \_\_\_\_\_
- rocking horse (Lulu) \_\_\_\_\_
- teddy bear (Betsy) \_\_\_\_\_
- toy soldier (William) \_\_\_\_\_
- ballerina (Rose) \_\_\_\_\_
- jeans (my big brother) \_\_\_\_\_
- school bag (my little sister) \_\_\_\_\_

**7. Переведи на английский язык.**

**Образец:** радио дедушки – *Grandpa's radio*

1. пенал Ларри \_\_\_\_\_
2. кукла Лулу \_\_\_\_\_
3. юбка старшей сестры \_\_\_\_\_
4. шорты младшего брата \_\_\_\_\_
5. куртка папы \_\_\_\_\_
6. книга бабушки \_\_\_\_\_

**8. Прочитай вопрос и напиши, кому принадлежат эти вещи.**

**Образец:** Whose is this musical box? (мамина). – It's *Mum's*.

1. Whose is this pencil case? (Майи). – It's \_\_\_\_\_
2. Whose is this jacket? (дедушкин). – It's \_\_\_\_\_
3. Whose is this T-shirt? (Ларри). – It's \_\_\_\_\_
4. Whose is this doll? (Лулу). – It's \_\_\_\_\_
5. Whose is this ruler? (Розы). – It's \_\_\_\_\_

**9. Напиши во множественном числе.**

**Образец:** this apple – *these apples*      that doll – *those dolls*

1. this pen \_\_\_\_\_
2. this animal \_\_\_\_\_
3. that toy \_\_\_\_\_
4. that orange \_\_\_\_\_
5. that banana \_\_\_\_\_
6. this train \_\_\_\_\_
7. this coat \_\_\_\_\_
8. that lamp \_\_\_\_\_

**10. Напиши предложения в соответствии с указанием.**

**Образец:** \_\_\_\_\_ is an apple. (близко) – ***This*** is an apple.

\_\_\_\_\_ is a doll. (далеко) – ***That*** is a doll.

1. \_\_\_\_\_ is a desk. (близко)

2. \_\_\_\_\_ is a chair. (далеко)
3. \_\_\_\_\_ is a bed. (далеко)
4. \_\_\_\_\_ is an orange. (близко)
5. \_\_\_\_\_ is a lamp. (далеко)
6. \_\_\_\_\_ is a toy. (близко)
7. \_\_\_\_\_ is a pencil. (близко)
8. \_\_\_\_\_ is a book. (далеко)

**11. Распредели слова по столбикам в зависимости от правил чтения подчеркнутых букв и прочитай слова.**

sooke, rocking, wrong, over, got, go, object, phone

/əʊ/	/ɒ/
h <u>o</u> me	dr <u>o</u> p

**Уроки 8а, 8b**

**1. Прочитай слова и найди их значение. Запиши ответы в таблицу.**

- |             |                    |
|-------------|--------------------|
| 1. TV       | a) письменный стол |
| 2. playroom | b) кресло          |
| 3. armchair | c) компьютер       |
| 4. computer | d) телевизор       |
| 5. desk     | e) игровая комната |

1	2	3	4	5

**2. Напиши недостающие буквы.**

__ o __ ut __	__ ay __ o __
__ r __ c __ a __	__ sk

**3. Расшифруй слова и найди их значение. Запиши ответы в таблицу.**

- |             |                    |
|-------------|--------------------|
| 1. oirad    | a) игровая комната |
| 2. carhi    | b) кресло          |
| 3. tocuremp | c) лампа           |
| 4. sedk     | d) радио           |
| 5. mylopora | e) стул            |
| 6. plam     | f) компьютер       |
| 7. marcarhi | g) письменный стол |

1	<i>d</i>	<i>radio</i>
2		
3		
4		
5		
6		
7		

**4. Перепиши слова, расставляя их по алфавиту.**

TV, lamp, armchair, playroom, bed, desk, computer, radio

---



---

**5. Вставь *is, are*.**

- This \_\_\_\_\_ a computer.
- Those \_\_\_\_\_ desks.
- These \_\_\_\_\_ lamps.
- That \_\_\_\_\_ a chair.
- It \_\_\_\_\_ Dan's rocking horse.
- They \_\_\_\_\_ Lida's toys.

**6. Напиши предложения во множественном числе.**

**Образец:** This is an apple. – ***These are*** apples.

That is my doll. – ***Those are*** my dolls.

- This is a desk. \_\_\_\_\_

2. That is a chair. \_\_\_\_\_
3. That is my bed. \_\_\_\_\_
4. This is an orange. \_\_\_\_\_
5. That is a lamp. \_\_\_\_\_
6. This is his toy. \_\_\_\_\_
7. This is a pencil. \_\_\_\_\_
8. That is her book. \_\_\_\_\_

**7. Ответь на вопросы, как показано в образце.**

**Образец:** What's this? (линейка) – **It's** a ruler.

What's that? (музыкальная шкатулка)  
– **It's** a musical box.

What are these? (яблоки) – **They're** apples.

What are those? (куклы) – **They're** dolls.

1. What's this? (письменный стол) \_\_\_\_\_
2. What are those? (чайные сервизы) \_\_\_\_\_
3. What's that? (пенал) \_\_\_\_\_
4. What are these? (портфели) \_\_\_\_\_
5. What's this? (кресло) \_\_\_\_\_
6. What are these? (лампы) \_\_\_\_\_
7. What's that? (компьютер) \_\_\_\_\_
8. What are those? (бананы) \_\_\_\_\_

**8. Напиши полную форму.**

**Образец:** It's – *It is*

They're – *They are*

1. What's this? \_\_\_\_\_
2. It's Daddy's. \_\_\_\_\_
3. That's my doll. \_\_\_\_\_
4. They're Mum's. \_\_\_\_\_
5. What's wrong? \_\_\_\_\_
6. They're pencil cases. \_\_\_\_\_
7. It's a tea set. \_\_\_\_\_

**9. Замени выделенные слова местоимениями.**

**Образец:** Larry's computer – *his* computer

1. Lulu's doll \_\_\_\_\_
2. Dad's computer \_\_\_\_\_
3. my little sister's toys \_\_\_\_\_
4. my big brother's school bag \_\_\_\_\_
5. Mum and Dad's bedroom \_\_\_\_\_
6. the children's playroom \_\_\_\_\_

**10. Ответь на вопросы, как показано в образце.**

**Образец:** Whose is this computer? (Anna) – *It's Anna's.*  
Whose are these toys? (Anna) – *They're Anna's.*

1. Whose is this schoolbag? (Maria) \_\_\_\_\_
2. Whose are these toys? (Sasha) \_\_\_\_\_
3. Whose is this pencil case? (Danya) \_\_\_\_\_
4. Whose are those books? (Kirill) \_\_\_\_\_
5. Whose is this desk? (Misha) \_\_\_\_\_
6. Whose are these pens? (Olga) \_\_\_\_\_
7. Whose is this pencil? (Vika) \_\_\_\_\_

**Упражнения на повторение и закрепление  
материала модуля 4**

**1. Подбери соответствующую реплику. Запиши ответы в таблицу.**

- |                         |                      |
|-------------------------|----------------------|
| 1. What are those?      | a) It's Larry's.     |
| 2. What's this?         | b) They're tea sets. |
| 3. Whose is this train? | c) It's a desk.      |

1	2	3

**2. Вставь артикль a/an там, где нужно.**

1. This is \_\_\_\_ computer.
2. This is \_\_\_\_ elephant.

3. These are \_\_\_\_ desks.
4. Those are \_\_\_\_ my toys.
5. This is \_\_\_\_ his computer.
6. That is \_\_\_\_ aeroplane.
7. This is \_\_\_\_ their playroom.
8. It's \_\_\_\_ very nice!
9. It looks like \_\_\_\_ cat.
10. Look at \_\_\_\_ her tea set!

**3. Подчеркни правильное слово.**

1. This **is/are** a computer.
2. These **is/are** my toys.
3. Whose **is/are** this pencil case?
4. That **is/are** a school bag.
5. What **is/are** this?
6. Those **is/are** Betsy's toys.

**4. Вычеркни лишнее слово.**

1. ruler, doll, ball, rocking horse
2. chair, desk, bed, tree
3. computers, chair, armchairs, dolls
4. nose, home, coke, box

**5. Исправь ошибки – зачеркни лишнее слово.**

1. They're the Betsy's toys.
2. It's a her tea set.
3. Whose is this is?
4. It's is Mum's.
5. My desk is a brown.
6. Look like at the TV.

**6. Исправь пунктуационные ошибки – поставь нужный знак препинания.**

1. This is my bedroom?
2. What's this!



3. It's very nice?
4. Whose is this ruler.
5. Can you see my musical box.

**7. Заполни пропуски словами из списка.**

*yellow, like, at, that, very*

This is my room. Look 1) \_\_\_\_\_ my computer. It's 2) \_\_\_\_\_ nice. My armchair is 3) \_\_\_\_\_ and brown. This is my toy box and 4) \_\_\_\_\_ is my TV. I 5) \_\_\_\_\_ my room.

**8. Поставь слова в правильном порядке и запиши предложения. Прочитай.**

1. very/is/It/nice.

2. my/is/This/bedroom.

3. chairs/My/white/are.

4. desks/Are/your/green?

5. funny/at/elephant/Look/my!

6. are/Whose/these/pencils?

**9. Прочитай текст и закончи предложение, выбрав из предложенных вариантов тот, который соответствует тексту.**

**Larry's room**

This is Larry's room. Look! This is his bed and that is his desk. It's brown. And look at his computer. It's on the desk. His toys are in the toy box. He's got a green train, a red car and a blue aeroplane. The car is funny! It looks like a musical box!

The car is funny because ...

- 1) it's red.
- 2) it's on the desk.
- 3) it looks like a musical box.

**10. Прочтай текст и выбери подходящие по смыслу слова.  
Запиши ответы в таблицу.**

This 1) \_\_\_\_ my room. It's 2) \_\_\_\_\_. This is my computer and 3) \_\_\_\_ is my radio. The computer is 4) \_\_\_\_ the desk. The 5) \_\_\_\_ is black.

- |            |           |         |
|------------|-----------|---------|
| 1 a) has   | b) are    | c) is   |
| 2 a) my    | b) yellow | c) her  |
| 3 a) these | b) those  | c) that |
| 4 a) in    | b) on     | c) the  |
| 5 a) desk  | b) chair  | c) room |

1	2	3	4	5

**11. Напиши вопросы, которые были заданы.**

- \_\_\_\_\_ They're rocking horses.
- \_\_\_\_\_ It's black and white.
- \_\_\_\_\_ No, it's a teddy.
- \_\_\_\_\_ It's Larry's.
- \_\_\_\_\_ It's a computer.

**12. Переведи на английский язык. Прочитай.**

- Что это? Это музыкальная шкатулка.  
\_\_\_\_\_
- Чье это? Это Сашино.  
\_\_\_\_\_
- Это – моя игровая комната, а там – моя спальня.  
\_\_\_\_\_
- Это мои игрушки, а там – игрушки Толи.  
\_\_\_\_\_
- У меня есть яблоко. У Лизы есть апельсин.  
\_\_\_\_\_

- 13. Напиши письмо своему другу по переписке о своих игрушках. Закончи предложения и задай вопрос о его/её любимой игрушке.**

Dear \_\_\_\_\_,

Thank you for your letter.

I've got a lot of toys: \_\_\_\_\_.

My favourite toy is \_\_\_\_\_.

It's \_\_\_\_\_.


I love it! What's your \_\_\_\_\_?

Write back soon.

Love,

\_\_\_\_\_

- 14. Найди названия 8 игрушек.**



## МОДУЛЬ 5

### Уроки 9а, 9б

**1. Прочитай словосочетания и найди их перевод. Запиши ответы в таблицу.**

- |               |                     |
|---------------|---------------------|
| 1. long tail  | a) большие глаза    |
| 2. thin legs  | b) большие уши      |
| 3. big eyes   | c) маленький нос    |
| 4. small nose | d) маленькая голова |
| 5. fat body   | e) короткий хвост   |
| 6. big ears   | f) длинный хвост    |
| 7. small head | g) толстое тело     |
| 8. short tail | h) тонкие ноги      |

1	2	3	4	5	6	7	8

**2. Расшифруй слова и найди их значение. Запиши ответы и перевод в таблицу.**

- |               |               |
|---------------|---------------|
| 1. taf obyd   | a) long tail  |
| 2. slalm deha | b) thin legs  |
| 3. goln liat  | c) big eyes   |
| 4. rosht liat | d) small nose |
| 5. niht selg  | e) fat body   |
| 6. gib resa   | f) small head |
| 7. slalm sone | g) big ears   |
| 8. gib eesy   | h) short tail |

1	e	толстое тело
2		
3		
4		
5		
6		
7		
8		

**3. Перепиши слова, расставляя их по алфавиту.**

long, thin, big, fat, short

---

**4. Напиши, какие глаза, уши, нос, голова, ноги, хвост и тело у этих животных, и прочти.**

1. An elephant has got a \_\_\_\_\_ body.
2. A frog has got \_\_\_\_\_ eyes.
3. A mouse has got a \_\_\_\_\_ tail.
4. A sheep has got \_\_\_\_\_ legs.
5. A dog has got \_\_\_\_\_ ears.
6. An elephant has got a \_\_\_\_\_ nose.
7. A dog has got a \_\_\_\_\_ head.

**5. Вставь *has got/have got* и прочитай.**

1. Cows \_\_\_\_\_ long tails.
2. Cats \_\_\_\_\_ small heads.
3. A frog \_\_\_\_\_ big eyes.
4. Mice \_\_\_\_\_ small eyes.
5. A bear \_\_\_\_\_ a fat body.
6. A sheep \_\_\_\_\_ a small nose.
7. A dog \_\_\_\_\_ a big head.
8. Chimps \_\_\_\_\_ big ears.

**6. Исправь предложения и прочитай.**

**Образец:** Cows have got short tails. – Cows **haven't got** short tails. **They** have got long tails.

A chimp has got small ears. – A chimp **hasn't got** small ears. **It** has got big ears.

1. A bear has got a thin body. \_\_\_\_\_
  2. Mice have got big eyes. \_\_\_\_\_
-

3. A dog has got a small head. \_\_\_\_\_
4. A cat has got a fat body. \_\_\_\_\_
5. Elephants have got short legs. \_\_\_\_\_
6. Sheep have got long tails. \_\_\_\_\_

**7. Тебе сообщают удивительные факты. Переспроси, как показано в образце.**

**Образец:** Cows have got short tails. – *Have **they** got short tails?*  
A chimp has got small ears. – *Has **it** got small ears?*

1. A bear has got a thin body. \_\_\_\_\_
2. Mice have got big eyes. \_\_\_\_\_
3. A dog has got a small head. \_\_\_\_\_
4. A cat has got a fat body. \_\_\_\_\_
5. Elephants have got short legs. \_\_\_\_\_
6. Sheep have got long tails. \_\_\_\_\_

**8. Заполни таблицу, написав соответствующее существительное.**

One	Many
tooth	
foot	
	children
	men
sheep	
	fish
woman	
	mice

**9. Напиши существительные во множественном числе, как это показано в образце.**

**Образец:** one fish (4)    *four fish*

- |              |      |       |
|--------------|------|-------|
| 1. one mouse | (3)  | _____ |
| 2. one child | (5)  | _____ |
| 3. one foot  | (2)  | _____ |
| 4. one man   | (8)  | _____ |
| 5. one tooth | (20) | _____ |
| 6. one woman | (6)  | _____ |
| 7. one sheep | (15) | _____ |

**10. Распредели слова по столбикам в зависимости от правила чтения буквы у. Прочитай слова.**

Betsy, jelly, dry, Historyy, my, Geographyy, eye, bye

/aɪ/	/ɪ/
fly	funny

**Уроки 10а, 10b**

**1. Прочитай слова и найди их значение. Запиши ответы в таблицу.**

- |             |                  |
|-------------|------------------|
| 1. crawl    | a) летать        |
| 2. parrot   | b) черепаха      |
| 3. rabbit   | c) паук          |
| 4. seahorse | d) прыгать       |
| 5. spider   | e) морской конёк |

- |             |                  |
|-------------|------------------|
| 6. talk     | f) птица         |
| 7. tortoise | g) попугай       |
| 8. walk     | h) ползать       |
| 9. bird     | i) плавать       |
| 10. fly     | j) разговаривать |
| 11. jump    | k) ходить        |
| 12. swim    | l) кролик        |

1	2	3	4	5	6	7	8	9	10	11	12

## 2. Напиши недостающие буквы.

- |                |                |
|----------------|----------------|
| __ a __ ot     | w __ k         |
| __ a __ it     | __ a __ k      |
| sp __ e __     | c __ aw __     |
| t __ t __ s __ | s __ h __ r __ |
| f __           | __ ir __       |
| __ w __ m      | j __ m __      |

## 3. Расшифруй слова и найди их значение. Запиши ответы в таблицу.

- |             |                  |
|-------------|------------------|
| 1. lyf      | a) паук          |
| 2. misw     | b) летать        |
| 3. soitorte | c) птица         |
| 4. ratrop   | d) ползать       |
| 5. latk     | e) плавать       |
| 6. lawk     | f) черепаха      |
| 7. heassore | g) разговаривать |
| 8. rbibat   | h) попугай       |
| 9. pmuj     | i) морской конёк |
| 10. drib    | j) ходить        |
| 11. derspi  | k) кролик        |
| 12. cwalr   | l) прыгать       |



1	<i>b</i>	<i>fly</i>
2		
3		
4		
5		
6		
7		
8		
9		
10		
11		
12		

**4. Перепиши слова, расставляя их по алфавиту.**

crawl, spider, fly, bird, jump, rabbit, walk, tortoise, parrot, seahorse, talk

---



---

**5. Напиши, что могут или не могут делать животные, вставляя *can* или *can't*.**

**Образец:** Rabbits \_\_\_\_\_ jump. – Rabbits **can** jump.  
Birds \_\_\_\_\_ swim. – Birds **can't** swim.

- Birds \_\_\_\_\_ fly.
- Spiders \_\_\_\_\_ crawl.
- Parrots \_\_\_\_\_ talk.
- Tortoises \_\_\_\_\_ run.
- Seahorses \_\_\_\_\_ fly.
- Rabbits \_\_\_\_\_ sing.
- Cats \_\_\_\_\_ jump.
- Fish \_\_\_\_\_ walk.

**6. Ответь на вопросы, заполнив пропуски глаголами *can* или *has*.**

**Образец:** Can a frog jump? – Yes, it **can**.  
Has a sheep got a small nose? – Yes, it **has**.

- |                                   |                  |
|-----------------------------------|------------------|
| 1. Can a horse run?               | - Yes, it _____. |
| 2. Can a parrot talk?             | - Yes, it _____. |
| 3. Has a bear got a fat body?     | - Yes, it _____. |
| 4. Can a bird fly?                | - Yes, it _____. |
| 5. Has a tortoise got short legs? | - Yes, it _____. |
| 6. Has a spider got thin legs?    | - Yes, it _____. |
| 7. Can a fish swim?               | - Yes, it _____. |

**7. Напиши полные формы.**

**Образец:** **It's** a spider. - *It is*  
**It's** got thin legs. - *It has*

- It's got a long tail. \_\_\_\_\_
- It's got big ears. \_\_\_\_\_
- It's cute. \_\_\_\_\_
- It's got a fat body. \_\_\_\_\_
- It's a tortoise. \_\_\_\_\_
- It's got small eyes. \_\_\_\_\_
- It's funny. \_\_\_\_\_

**8. Вставь *is* или *has*.**

- A cow \_\_\_\_\_ got a fat body.
- It \_\_\_\_\_ a fat cow.
- It \_\_\_\_\_ a funny parrot.
- A parrot \_\_\_\_\_ got a funny head.
- A chimp \_\_\_\_\_ got big feet.
- It \_\_\_\_\_ a big chimp.

**9. Напиши числительные словами.**

- 38 - \_\_\_\_\_
- 44 - \_\_\_\_\_
- 53 - \_\_\_\_\_
- 29 - \_\_\_\_\_
- 47 - \_\_\_\_\_
- 31 - \_\_\_\_\_

**10. Догадайся, какое число следующее, и впиши его.**

1. twenty, thirty, forty, \_\_\_\_\_.
2. twenty-five, thirty, thirty-five, \_\_\_\_\_.
3. twenty-one, twenty-four, twenty-seven, \_\_\_\_\_.

**Упражнения на повторение и закрепление  
материала модуля 5**

**1. Напиши, что умеют и не умеют делать животные.**

**Образец:** Parrots can \_\_\_\_\_, but they can't \_\_\_\_\_.  
*Parrots **can** talk, but they **can't** swim.*

1. Spiders \_\_\_\_\_.
2. Tortoises \_\_\_\_\_.
3. Seahorses \_\_\_\_\_.
4. Rabbits \_\_\_\_\_.
5. Birds \_\_\_\_\_.
6. Mice \_\_\_\_\_.

**2. Ответь на вопросы.**

**Образец:** Can a dog run? – *Yes, it can.*  
Can a fish fly? – *No, it can't.*

1. Can a parrot swim? \_\_\_\_\_
2. Can a horse jump? \_\_\_\_\_
3. Can a bird sing? \_\_\_\_\_
4. Can a seahorse fly? \_\_\_\_\_
5. Can a tortoise walk? \_\_\_\_\_
6. Can a rabbit talk? \_\_\_\_\_

**3. Заменяй выделенные слова местоимениями *it, they*.**

**Образец:** **A bird** can fly. – *It can fly.*  
**Birds** can fly. – *They can fly.*

1. **Spiders** can crawl. \_\_\_\_\_
2. **A bird** can sing. \_\_\_\_\_
3. **A fish** can swim. \_\_\_\_\_
4. **Horses** can jump. \_\_\_\_\_

5. **Parrots** can talk. \_\_\_\_\_  
6. **A mouse** can run. \_\_\_\_\_

**4. Подбери правильный ответ на вопрос. Запиши ответы в таблицу.**

- |                                 |                    |
|---------------------------------|--------------------|
| 1. Can parrots talk?            | a) Yes, he is.     |
| 2. Have mice got long tails?    | b) No, they can't. |
| 3. Are cows big?                | c) Yes, they can.  |
| 4. Has a rabbit got short ears? | d) Yes, they have. |
| 5. Can tortoises sing?          | e) Yes, they are.  |
| 6. Is your pet very clever?     | f) No, it hasn't.  |

1	2	3	4	5	6

**5. Вставь артикль там, где нужно.**

- These are \_\_\_\_\_ mice.
- He's got \_\_\_\_\_ big teeth.
- Have you got \_\_\_\_\_ cat?
- This is \_\_\_\_\_ my parrot.
- It's got \_\_\_\_\_ long tail.
- I've got \_\_\_\_\_ pet chimp.
- He is \_\_\_\_\_ very cute.
- How old is \_\_\_\_\_ your pet?

**6. Подчеркни правильное слово.**

- A dog **can/has** got a long tail.
- A parrot **can/has** talk.
- Can/Has** a rabbit crawl?
- Has/Can** a cow got a fat body?
- My parrot **has/is** funny.
- This man **can/is** from the UK.

**7. Вычеркни лишнее слово.**

- fat, long, head, thin
- mice, child, men, women

3. crawl, spider, walk, talk
4. fly, funny, sunny, happy

**8. Исправь ошибки – зачеркни лишнее слово.**

1. His name's is Rocky.
2. His ears are my long.
3. Rabbits can got jump.
4. He's got a big the body.

**9. Исправь пунктуационные ошибки – поставь нужный знак препинания.**

1. Has a rabbit got a long tail.
2. What can fly.
3. Spiders can crawl?
4. How old is the horse.
5. He's 25?

**10. Заполни пропуски словами из списка.**

*are, can't, got, can, eyes*

I've got a parrot. His name is Gosha. He's 3. He's 1) \_\_\_\_\_ a long tail and a big nose. His legs 2) \_\_\_\_\_ short. He's got small green 3) \_\_\_\_\_. He can fly and climb but he 4) \_\_\_\_\_ swim. Gosha is very clever and he 5) \_\_\_\_\_ talk! Oh, I love Gosha!

**11. Поставь слова в правильном порядке и запиши предложения. Прочитай.**

1. fat/has/cow/a/The/body/got. \_\_\_\_\_
2. sheep/Have/your/you/on/farm/got/any? \_\_\_\_\_
3. and/fly/Can/sing/birds? \_\_\_\_\_
4. dance/It/too/can. \_\_\_\_\_
5. old/35/He/years/is. \_\_\_\_\_

**12. Прочитай текст и выбери подходящие по смыслу слова. Запиши ответы в таблицу.**

I've 1) \_\_\_\_ a pet. It's a cat. Her 2) \_\_\_\_ is Fluffy. She is black 3) \_\_\_\_ white. She's got a fat body and a long tail. 4) \_\_\_\_ eyes are green. She's got short 5) \_\_\_\_\_. Fluffy can jump and play. She can climb a tree 6) \_\_\_\_\_. She's 7) \_\_\_\_ funny.

- |            |         |         |
|------------|---------|---------|
| 1) a) have | b) has  | c) got  |
| 2) a) body | b) name | c) head |
| 3) a) but  | b) too  | c) and  |
| 4) a) My   | b) Her  | c) His  |
| 5) a) eyes | b) nose | c) ears |
| 6) a) and  | b) too  | c) but  |
| 7) a) yes  | b) no   | c) very |

1	2	3	4	5	6	7

**13. Переведи на английский язык. Прочитай.**

1. Пауки умеют ползать, но они не умеют плавать.

2. У слона большое толстое тело.

3. У твоей собаки длинный хвост?

4. Это мой домашний питомец.

5. Рыбки могут прыгать?

6. Эти мужчины, женщины и дети из России.

**14. Напиши вопросы, которые были заданы.**

1. \_\_\_\_\_  
No, I haven't. I've got a dog.

2. \_\_\_\_\_

No, he can't. But he can talk.

3. \_\_\_\_\_

It's brown.

4. \_\_\_\_\_

He's 5.

- 15. Напиши письмо своему другу по переписке о своём любимом домашнем животном. Закончи предложения и задай другу 2 вопроса. Спроси, какое у него любимое домашнее животное и что оно умеет делать.**

Dear \_\_\_\_\_,

Thank you for your letter.

I've got a pet \_\_\_\_\_.

His name is \_\_\_\_\_.

He's got \_\_\_\_\_.

His favourite food is \_\_\_\_\_.

He can \_\_\_\_\_.

What \_\_\_\_\_?

What \_\_\_\_\_?

Write back soon.

Love,

\_\_\_\_\_

- 16. Найди 7 глаголов.**

→

↓

r	u	n	f	l	y	i
n	g	j	t	a	l	k
y	p	c	n	x	t	y
f	c	r	a	w	l	s
i	j	u	m	p	b	i
w	a	l	k	i	c	n
w	g	f	g	k	w	g

## МОДУЛЬ 6

### Уроки 11а, 11б

**1. Расшифруй слова и найди их значение. Запиши ответы в таблицу.**

- |                |             |
|----------------|-------------|
| 1. ginvil moro | a) дом      |
| 2. thineck     | b) ванная   |
| 3. boomtarh    | c) спальня  |
| 4. redgan      | d) кухня    |
| 5. doomber     | e) гостиная |
| 6. suhoe       | f) сад      |

1	e	living-room
2		
3		
4		
5		
6		

**2. Вставь *am, is, are*.**

1. Anna \_\_\_\_\_ in the garden.
2. Alla and Nika \_\_\_\_\_ in the kitchen.
3. Your friends \_\_\_\_\_ in the living room.
4. You \_\_\_\_\_ in my house.
5. We \_\_\_\_\_ in the bedroom.
6. I \_\_\_\_\_ in the bathroom.

**3. Начни вопрос, используя *is, are*.**

1. \_\_\_\_\_ you in the bathroom?
2. \_\_\_\_\_ your sister in the kitchen?
3. \_\_\_\_\_ your Mum and Dad in the garden?
4. \_\_\_\_\_ your friends in the house?
5. \_\_\_\_\_ your friend in the living room?



**4. Ответь на вопросы, заменяя выделенные существительные местоимениями. Прочитай вопросы и ответы.**

**Образец:** Is your grandfather in the kitchen ? (in the garden)  
*No, he isn't. He's in the garden.*

1. Is **your grandmother** in the bedroom? (in the kitchen)

2. Is **your father** in the bathroom? (in the bedroom)

3. Is **your mother** in the kitchen? (in the living room)

4. Is **your grandfather** in the living room? (in the bathroom)

5. Is **your big brother** in the garden? (in the house)

6. Is **your little sister** in the bedroom? (in the kitchen)

**5. Ответь на вопросы.**

**Образец:** Is your grandfather in the living room? (✓) – Yes, he is.  
Is your grandmother in the house? (X) – No, she isn't.

1. Is Maya in the bathroom? (X) \_\_\_\_\_

2. Is Paco in the kitchen? (✓) \_\_\_\_\_

3. Is Larry in the bedroom? (X) \_\_\_\_\_

4. Is Betsy in the garden? (X) \_\_\_\_\_

5. Is Nanny Shine in the house? (✓) \_\_\_\_\_

**А теперь ответь на вопросы о своей семье.**

1. Is your grandmother in the garden? \_\_\_\_\_

2. Is your father in the living room? \_\_\_\_\_

3. Is your sister/brother in the kitchen? \_\_\_\_\_

4. Is your grandfather in the bedroom? \_\_\_\_\_

5. Is your mother in the bathroom? \_\_\_\_\_

**6. Задай вопрос по образцу и ответь на него.**

**Образец:** Vitaly/in the bedroom –

*Where is Vitaly? He's in the bedroom.*

1. Andrey/in the bathroom \_\_\_\_\_
2. Anton and Victor/in the garden \_\_\_\_\_
3. the children/in the house \_\_\_\_\_
4. Dasha/in the bedroom \_\_\_\_\_
5. we/in Oxana's house \_\_\_\_\_
6. I/in Tanya's garden \_\_\_\_\_

**7. Выбери правильный перевод и обведи кружком.**

- |                            |  |
|----------------------------|--|
| 1. under the table         | a) под столом<br>b) на столе                                     |
| 2. next to the armchair    | a) под креслом<br>b) рядом с креслом                             |
| 3. in front of the toy box | a) перед коробкой с игрушками<br>b) рядом с коробкой с игрушками |
| 4. on the desk             | a) под письменным столом<br>b) на письменном столе               |
| 5. behind the bed          | a) под кроватью<br>b) за кроватью                                |
| 6. in the school bag       | a) на портфеле<br>b) в портфеле                                  |
| 7. behind the lunch box    | a) за коробкой с завтраком<br>b) рядом с коробкой с завтраком    |

**8. Найди предложение, где нет ошибки, и обведи номер кружком.**

1. Is Lulu is in the garden?
2. This presents are for Mum.
3. There are boxes on the floor.
4. She can in the kitchen.

**9. Составь предложения из двух частей. Запиши в таблицу.**

- |                         |                       |
|-------------------------|-----------------------|
| 1. This is ...          | a) thin legs.         |
| 2. Grandpa is ...       | b) Lena's toys.       |
| 3. He's got ...         | c) front of the book. |
| 4. The pencil is in ... | d) my pet.            |
| 5. These are ...        | e) in the bedroom.    |

1	2	3	4	5

**10. Распредели слова по столбикам в соответствии с правилами чтения подчёркнутых букв и прочитай слова.**

Russian, student, computer, subject, uncle, fuunny, musical, rubber, fruit, supermarket

/u:/	/ʌ/
bl <u>u</u> e	d <u>u</u> ck

**Уроки 12а, 12b**

**1. Прочитай слова и найди их значение. Запиши ответы в таблицу.**

- |             |                   |
|-------------|-------------------|
| 1. sofa     | a) кухонная плита |
| 2. mirror   | b) шкаф с полками |
| 3. cupboard | c) холодильник    |
| 4. glass    | d) зеркало        |
| 5. fridge   | e) диван          |
| 6. cooker   | f) стакан         |

1	2	3	4	5	6

**2. Напиши недостающие буквы.**

_ o _ k _ r	_ _ rr _ r
_ _ p _ _ a _ d	_ of _
_ r _ d _ e	_ l _ _ s

**3. Расшифруй слова и найди их значение. Запиши ответы в таблицу.**

- |             |                   |
|-------------|-------------------|
| 1. rorirm   | a) стакан         |
| 2. fosa     | b) зеркало        |
| 3. roocke   | c) шкаф с полками |
| 4. dubaproc | d) диван          |
| 5. slags    | e) холодильник    |
| 6. regdif   | f) кухонная плита |

1	<i>b</i>	<i>mirror</i>
2		
3		
4		
5		
6		

**4. Перепиши слова, расставляя их по алфавиту.**

sofa, cooker, glass, fridge, mirror, cupboard

**5. Напиши по образцу.**

**Образец:** glass (3) – *three glasses*

1. banana (5) \_\_\_\_\_
2. shelf (4) \_\_\_\_\_
3. body (2) \_\_\_\_\_
4. plus (7) \_\_\_\_\_
5. sandwich (10) \_\_\_\_\_
6. day (28) \_\_\_\_\_
7. box (44) \_\_\_\_\_
8. head (3) \_\_\_\_\_

**6. Вставь *is* или *are*.**

1. There \_\_\_\_\_ four rooms in the house.
2. There \_\_\_\_\_ a car next to the house
3. There \_\_\_\_\_ two children in the family.
4. There \_\_\_\_\_ a sofa in the living room.
5. There \_\_\_\_\_ a pencil case in the desk.
6. There \_\_\_\_\_ three books in the school bag.
7. There \_\_\_\_\_ two sandwiches in the lunch box.
8. There \_\_\_\_\_ an apple on the table.

**7. Напиши, что это не так.**

**Образец:** There is a pen in the lunch box. –

*There **isn't** a pen in the lunch box.*

There are books behind the fridge. –

*There **aren't** books behind the fridge.*

1. There is a fridge in the bathroom.  
\_\_\_\_\_
2. There are toys in the school bag.  
\_\_\_\_\_
3. There are computers in the garden.  
\_\_\_\_\_
4. There is a pencil in the fridge.  
\_\_\_\_\_

5. There are books behind the armchair.

6. There is a potato in the pencil case.

7. There is a cake in the toy box.

## 8. Переспроси, выразив удивление.

**Образец:** There is a pencil in the lunch box. –

***Is there a pencil in the lunch box?***

There are chairs under the sofa. –

***Are there chairs under the sofa?***

1. There are candles in front of the computer.

2. There is a frog in the school bag.

3. There is a bed in the kitchen.

4. There are sofas in the bathroom.

5. There are vegetables in the cupboard.

6. There is a mirror behind the cooker.

7. There is a toy in the lunch box.

## 9. Дай краткий ответ по образцу.

**Образец:** Is there a fridge in the kitchen? (✓) – *Yes, there is.*

Are there toys on the bed? (X) – *No, there aren't.*

1. Is there a cooker in the living room? (X) \_\_\_\_\_

2. Is there a cupboard in the kitchen? (✓) \_\_\_\_\_

3. Are there pens in the pencil case? (X) \_\_\_\_\_

4. Are there eggs in the fridge? (✓) \_\_\_\_\_

5. Is there a mirror in the bathroom? (✓) \_\_\_\_\_  
6. Are there vegetables on the table? (✓) \_\_\_\_\_  
7. Are there books in the cupboard? (X) \_\_\_\_\_  
8. Is there an armchair next to the sofa? (X) \_\_\_\_\_

**10. Выбери правильный вариант и подчеркни его.**

1. **There is/There are** two sofas in the room.  
2. **Is there/Are there** boxes everywhere?  
3. **There is/There are** a cooker in the kitchen.  
4. **There isn't/There aren't** any glasses in the cupboard.  
5. **There is/There are** a mirror in the bedroom.  
6. **Is there/Are there** any milk in the fridge?  
7. **There isn't/There aren't** any meat in the fridge.  
8. **There is/There are** some carrots on the table.  
9. **Is there/Are there** any potatoes in the box?

**Упражнения на повторение и закрепление  
материала модуля 6**

1. **Замени выделенные слова местоимениями** *he, she, it, they*.

**Образец:** Is your **big sister** in the garden? –  
*Is **she** in the garden?*

1. **Grandpa** is in the bedroom.

2. Where is **Mum**?

3. Is **Daddy** in the kitchen?

4. **Lulu** is behind the house.

5. **The children** are in the garden.

6. **The fridge** is next to the sofa.

7. **The flowers** are on the table.

8. **Our living room** is pink.

**2. Подбери правильный ответ. Запиши ответы в таблицу.**

- |   |                    |
|---|--------------------|
| 1. Is there a mirror in the bedroom?            | a) It's Lulu's.    |
| 2. How many sofas are there in the living room? | b) In the bedroom. |
| 3. Are there glasses in the cupboard?           | c) Two.            |
| 4. Is the cooker in front of the fridge?        | d) No, she isn't.  |
| 5. Where is the mirror?                         | e) No, it isn't.   |
| 6. Is your mother in the garden?                | f) Yes, there are. |
| 7. Whose is this toy box?                       | g) Yes, there is.  |

1	2	3	4	5	6	7

**3. Вставь артикли *a* или *the* там, где нужно.**

- Grandma is in \_\_\_\_ living room.
- This is \_\_\_\_ my house.
- My house is \_\_\_\_ number 5.
- Where is \_\_\_\_ your little brother?
- Where is \_\_\_\_ fridge?
- This is \_\_\_\_ Mary's computer.
- There is \_\_\_\_ mirror in the bathroom.
- There are \_\_\_\_ chairs in the room.
- There are \_\_\_\_ five dishes on the table.
- This is \_\_\_\_ cooker.

**4. Подчеркни правильное слово.**

- There **is/are** a cooker in the kitchen.
- There **is/are** a lamp on the table.



3. There **is/are** four armchairs in the living room.
4. There **is/are** children in the garden.
5. Where **is/are** the babies?
6. Where **is/are** the mirror?
7. Where **is/are** your toy box?
8. Where **is/are** you?

**5. Вычеркни лишнее слово.**

1. next to, behind, where, in front of
2. baby, families, shelves, mice
3. is, are, has, am
4. ruler, subject, blue, fruit

**6. Исправь ошибки – зачеркни лишнее слово.**

1. Is Daddy is in the kitchen?
2. Chuckles is behind of the tree.
3. There are the two chairs in the living room.
4. He's is in the bedroom.

**7. Исправь пунктуационные ошибки – поставь нужный знак препинания.**

1. Where's Larry.
2. Is he in the kitchen!
3. Is there a sofa in the bedroom.
4. There's a table in the kitchen?

**8. Заполни пропуски словами из списка.**

*to, glasses, nice, too, our*

This is 1) \_\_\_\_\_ kitchen. There is a cooker, a cupboard and a fridge in it. There is a table and four chairs in it 2) \_\_\_\_\_. In the cupboard there are nice 3) \_\_\_\_\_. The fridge is next 4) \_\_\_\_\_ the cupboard. Our kitchen is very 5) \_\_\_\_\_!

**9. Поставь слова в правильном порядке и запиши предложения. Прочитай.**

1. sister/is/little/Where/your? \_\_\_\_\_
2. desk/computer/on/a/is/There/the. \_\_\_\_\_
3. at/trees/Look/the/garden/in/our! \_\_\_\_\_
4. there/table/Are/on/glasses/the? \_\_\_\_\_
5. brother/your/room/the/big/Is/living/in? \_\_\_\_\_
6. in/is/She/kitchen/the. \_\_\_\_\_
7. window/front/in/sofa/There/the/of/a/is. \_\_\_\_\_

**10. Подбери соответствующий перевод. Запиши ответы в таблицу.**

1. There is a fridge in the kitchen.
2. The fridge is in the kitchen.
- a) На кухне находится холодильник.
- b) Холодильник находится на кухне.
3. There is a computer on the desk.
4. The computer is on the desk.
- a) Компьютер стоит на столе.
- b) На столе стоит компьютер.
5. There are chairs in the living room.
6. The chairs are in the living room.
- a) В гостиной стоят стулья.
- b) Стулья стоят в гостиной.
7. There are shelves in the bedroom.
8. The shelves are in the bedroom.

- a) В спальне висят полки.  
b) Полки висят в спальне.

1	2	3	4	5	6	7	8

**11. Прочитай текст и закончи предложение, выбрав из предложенных вариантов тот, который соответствует тексту.**

**Maya's living room**

Our living room isn't very big. It's white. There is a nice sofa in it. There is a small table in front of it. On the table there is a computer. It's my favourite thing in the room! There is an armchair next to the sofa. The toy box is behind the armchair.

Maya's favourite thing is ...

- 1) a nice sofa
- 2) a computer.
- 3) an armchair.

**12. Прочитай текст и выбери подходящие по смыслу слова. Запиши ответы в таблицу.**

Our 1) \_\_\_\_ is very big. 2) \_\_\_\_ is a living room, a bedroom, a kitchen and a bathroom. Our living room 3) \_\_\_\_ blue and there is a big sofa in it. There are 4) \_\_\_\_ mirrors there too. The chairs are 5) \_\_\_\_ to the sofa. There is a lamp behind 6) \_\_\_\_ armchair. The armchair is 7) \_\_\_\_.

- |               |          |             |
|---------------|----------|-------------|
| 1. a) bedroom | b) house | c) bathroom |
| 2. a) The     | b) Three | c) There    |
| 3. a) is      | b) his   | c) are      |
| 4. a) too     | b) two   | c) tree     |
| 5. a) behind  | b) under | c) next     |
| 6. a) those   | b) the   | c) an       |
| 7. a) that    | b) this  | c) yellow   |

1	2	3	4	5	6	7

**13. Переведи на английский язык. Прочитай.**

1. Бабушка в саду? – Нет. Она на кухне.

2. Где мама? – Она в гостиной.

3. В спальне стоит маленький столик около кровати.

4. Рядом с креслом стоит стол.

5. За креслом стоит коробка с игрушками.

6. Зеркало находится в гостиной.

7. На кухне стоит холодильник и плита.

8. Стаканы стоят в шкафу.

**14. Напиши вопросы, которые были заданы.**

1. \_\_\_\_\_

No, she isn't. She's in the garden.

2. \_\_\_\_\_

It's next to the fridge.

3. \_\_\_\_\_

They are under the armchair.

4. \_\_\_\_\_

There are two.

**15. Прочитай письмо своего друга по переписке. Напиши о своей квартире/доме и ответь на 3 вопроса.**

*Dear ...*

*Thank you for your letter.*

*I want to tell you about my flat. There are three rooms in it: a living room and 2 bedrooms. There is a bathroom and a kitchen too. Our living room is nice. It's white and yellow. There is a table, 4 chairs and a sofa there. The mirrors are in the bedrooms. There are wonderful pictures on the walls. I love my flat!*

*Do you like your house? How many rooms are there? What is there in your favourite room?*

*Write back soon.*

*Love,  
Alex*

---

---

---

---

---

---

---

---

---

---

**16. Найди 12 слов, обозначающих комнаты и мебель в доме.**

→

↓

c	o	o	k	e	r	i	g	a	s	c
l	h	l	f	q	b	k	l	c	b	l
i	j	z	r	a	e	z	a	w	e	t
v	c	k	i	s	m	u	s	g	d	k
i	u	c	d	o	x	c	s	i	r	k
n	p	s	g	f	m	i	r	r	o	r
g	b	d	e	a	q	f	y	x	o	y
r	o	k	i	t	c	h	e	n	m	b
o	a	k	g	a	r	d	e	n	c	r
o	r	h	o	u	s	e	y	j	b	a
m	d	f	b	a	t	h	r	o	o	m

## МОДУЛЬ 7

### Уроки 13а, 13б

**1. Прочитай слова и найди их значения. Запиши ответы в таблицу.**

- |                      |                           |
|----------------------|---------------------------|
| 1. drive a car       | a) лицо                   |
| 2. play the piano    | b) выходной день          |
| 3. watch TV          | c) строить замок из песка |
| 4. paint a picture   | d) вон там                |
| 5. make a sandcastle | e) водить машину          |
| 6. face              | f) играть на пианино      |
| 7. day off           | g) вверх ногами           |
| 8. over there        | h) смотреть телевизор     |
| 9. upside down       | i) рисовать картину       |

1	2	3	4	5	6	7	8	9

**2. Напиши полную форму.**

**Образец:** I'm – *I am*

- You're – \_\_\_\_\_
- He's – \_\_\_\_\_
- She's – \_\_\_\_\_
- It's – \_\_\_\_\_
- We're – \_\_\_\_\_
- They're – \_\_\_\_\_

**3. Запиши слова в соответствующие колонки по правилам написания.**

ride, get, fly, do, write, laugh, have, dance, swim, take, sit, sing, go, put, say, make, clap

jump – <i>jumping</i>	live – <i>living</i>	run – <i>running</i>


**4. Заполни пропуски словами *am, is, are*.**

**Образец:** I \_\_\_\_\_ playing a game. – I ***am*** playing a game.

1. He \_\_\_\_\_ walking.
2. They \_\_\_\_\_ talking.
3. I \_\_\_\_\_ reading.
4. She \_\_\_\_\_ writing.
5. You \_\_\_\_\_ jumping.
6. We \_\_\_\_\_ making a sandcastle.
7. I \_\_\_\_\_ driving a car.
8. She \_\_\_\_\_ painting a picture.
9. You \_\_\_\_\_ playing the piano.
10. They \_\_\_\_\_ watching TV.
11. He \_\_\_\_\_ singing a song.
12. We \_\_\_\_\_ dancing.

**5. Напиши по образцу.**

**Образец:** play a game (he) – He's ***playing*** a game.

1. drive a car (she) \_\_\_\_\_
2. make a sandcastle (I) \_\_\_\_\_
3. watch TV (you) \_\_\_\_\_
4. paint a picture (they) \_\_\_\_\_
5. play the piano (we) \_\_\_\_\_
6. sing a song (he) \_\_\_\_\_
7. dance (I) \_\_\_\_\_
8. talk (they) \_\_\_\_\_
9. walk (she) \_\_\_\_\_



**6. Напиши, что это не так.**

**Образец:** She is watching TV. – *She isn't watching TV.*

1. They are playing the piano. \_\_\_\_\_
2. I am talking. \_\_\_\_\_
3. He is writing. \_\_\_\_\_
4. She is dancing. \_\_\_\_\_
5. We are jumping. \_\_\_\_\_
6. She is walking. \_\_\_\_\_
7. We are watching TV. \_\_\_\_\_
8. You are driving a car. \_\_\_\_\_
9. I am reading. \_\_\_\_\_
10. He is making a sandcastle. \_\_\_\_\_
11. They are painting a picture. \_\_\_\_\_
12. You are singing a song. \_\_\_\_\_

**7. Переспроси.**

**Образец:** She is watching TV. – *Is she watching TV?*

1. They are playing the piano. \_\_\_\_\_
2. I am talking. \_\_\_\_\_
3. He is writing. \_\_\_\_\_
4. She is dancing. \_\_\_\_\_
5. We are jumping. \_\_\_\_\_
6. She is walking. \_\_\_\_\_
7. We are watching TV. \_\_\_\_\_
8. You are driving a car. \_\_\_\_\_
9. I am reading. \_\_\_\_\_
10. He is making a sandcastle. \_\_\_\_\_
11. They are painting a picture. \_\_\_\_\_
12. You are singing a song. \_\_\_\_\_

**8. Напиши предложения, пользуясь подсказками.**

**Образец:** He/read (✓) – *He is reading.*

You/write (?) – *Are you writing?*

I/sing (X) – *I am not singing.*

1. We/drive a car (X) \_\_\_\_\_
2. They/make a sandcastle (?) \_\_\_\_\_
3. She/watch TV (X) \_\_\_\_\_
4. I/paint a picture (✓) \_\_\_\_\_
5. He/play the piano (X) \_\_\_\_\_
6. You/sing a song (?) \_\_\_\_\_
7. She/dance (✓) \_\_\_\_\_
8. They/talk (?) \_\_\_\_\_
9. We/walk (✓) \_\_\_\_\_

**9. Ответь на вопросы.**

**Образец:** Is she reading? (✓) – *Yes, she is.*

Are you writing? (X) – *No, I am not.*

1. Are you playing the piano? (X) \_\_\_\_\_
2. Is she talking? (✓) \_\_\_\_\_
3. Are they writing? (X) \_\_\_\_\_
4. Is he dancing? (X) \_\_\_\_\_
5. Am I jumping? (✓) \_\_\_\_\_
6. Are we walking? (X) \_\_\_\_\_
7. Is she watching TV? (✓) \_\_\_\_\_
8. Are you driving a car? (✓) \_\_\_\_\_
9. Is he reading? (X) \_\_\_\_\_
10. Am I making a sandcastle? (X) \_\_\_\_\_
11. Are they painting a picture? (✓) \_\_\_\_\_
12. Is she singing a song? (X) \_\_\_\_\_

**10. Задай вопрос и ответь на него, пользуясь подсказкой.**

**Образец:** Larry/paint a picture – *What is Larry doing?*  
*He is painting a picture.*

1. the children/make a sandcastle \_\_\_\_\_
2. Nanny Shine/watch TV \_\_\_\_\_
3. Paco/drive a car \_\_\_\_\_
4. Maya/sing a song \_\_\_\_\_
5. Larry and Lulu/write \_\_\_\_\_
6. the animals/dance \_\_\_\_\_
7. your friends/walk \_\_\_\_\_
8. Chuckles/jump \_\_\_\_\_
9. your mother and father/watch TV \_\_\_\_\_
10. your sister/play the piano \_\_\_\_\_
11. you/read a book \_\_\_\_\_
12. your brother/play a game \_\_\_\_\_

**11. Распредели слова по столбикам в соответствии с правилами чтения подчёркнутых букв и прочитай слова.**

beginn, penn, rockng, long, thinn, doing, clownn, raining, thing,  
againn, gardenn, living

/ŋ/	/n/
s <u>ing</u>	fun

## Уроки 14а, 14b

### 1. Прочитай слова и найди их значение. Запиши ответы в таблицу.

- |                    |                              |
|--------------------|------------------------------|
| 1. ride a bike     | a) спать                     |
| 2. eat a hot dog   | b) играть в футбол           |
| 3. drink Coke      | c) играть в баскетбол        |
| 4. fly a kite      | d) кататься на велосипеде    |
| 5. play soccer     | e) есть сосиску в тесте      |
| 6. play basketball | f) смеяться                  |
| 7. wear a mac      | g) парк                      |
| 8. sleep           | h) пить кока-колу            |
| 9. park            | i) запускать воздушного змея |
| 10. laugh          | j) носить плащ               |

1	2	3	4	5	6	7	8	9	10

### 2. Напиши по образцу.

**Образец:** He is laughing. – *I am laughing too.*

1. They are flying a kite.

She \_\_\_\_\_ too.

2. I am eating a hot dog.

You \_\_\_\_\_ too.

3. She is riding a bike.

We \_\_\_\_\_ too.

4. He is playing soccer.

They \_\_\_\_\_ too.

5. You are playing basketball.

I \_\_\_\_\_ too.

6. We are making a sandcastle.

They \_\_\_\_\_ too.

7. They are watching TV.

We \_\_\_\_\_ too.

8. She is sleeping.

They \_\_\_\_\_ too.

**3. Напиши, что сейчас делают эти люди, пользуясь подсказкой.**

**Образец:** Lulu/sleep/now – *She is sleeping now.*

1. Larry/play soccer/now

\_\_\_\_\_.

2. Nanny Shine/drive a car/now

\_\_\_\_\_.

3. Maya/paint a picture/now

\_\_\_\_\_.

4. Paco and Larry/play basketball/now

\_\_\_\_\_.

5. Dad and Mum/watch TV/now

\_\_\_\_\_.

6. My little brother/play a game/now

\_\_\_\_\_.

7. My big sister and I/read a book/now

\_\_\_\_\_.

8. Grandpa and Grandma/talk/now

\_\_\_\_\_.

9. The children/sing a song/now

\_\_\_\_\_.

10. The child/drink milk/now

\_\_\_\_\_

**4. Не согласись с утверждениями, пользуясь подсказкой.**

**Образец:** Larry is eating a hot dog now. (play a game) –  
*Larry isn't eating a hot dog. He is playing a game.*

1. Anna is drinking Coke. (drink orange juice)

\_\_\_\_\_

2. Misha and Sasha are playing basketball. (play soccer)

\_\_\_\_\_

3. The children are playing a game. (watch TV)

\_\_\_\_\_

4. Danya is painting a picture. (drive a car)

\_\_\_\_\_

5. Liza and Sveta are flying a kite. (eat ice cream)

\_\_\_\_\_

6. The animals are jumping. (run)

\_\_\_\_\_

7. Lena is dancing. (swim)

\_\_\_\_\_

**5. Удивись данным утверждениям.**

**Образец:** Alyosha is singing a song now. –  
*Is he singing a song now?*

1. Polina is clapping her hands now.

\_\_\_\_\_

2. Denis and Alex are stamping their feet now.

\_\_\_\_\_

3. Vanya is putting on a T-shirt.

\_\_\_\_\_

4. I am taking off my mac.

\_\_\_\_\_

5. Diana and Dasha are dancing.  
\_\_\_\_\_
6. Asya and I are flying a kite.  
\_\_\_\_\_
7. The children are standing in the garden.  
\_\_\_\_\_

**6. Кратко ответь на вопросы, пользуясь подсказкой.**

**Образец:** Who is eating a cake? (he) – *He is.*  
Who is flying a kite? (they) – *They are.*  
Who is talking? (I) – *I am.*

1. Who is sleeping? (she) \_\_\_\_\_
2. Who is laughing? (they) \_\_\_\_\_
3. Who is going to school? (we) \_\_\_\_\_
4. Who is singing a song? (the children) \_\_\_\_\_
5. Who is eating fish? (my pet) \_\_\_\_\_
6. Who is having fun? (we) \_\_\_\_\_
7. Who is swimming? (he) \_\_\_\_\_
8. Who is drinking milk? (I) \_\_\_\_\_

**7. Твой одноклассник не смог пойти с классом в парк. Он звонит тебе по мобильному телефону. Запиши его вопросы о ваших одноклассниках и ответь на них.**

**Образец:** What is Vadik doing now? – *He is riding a bike.*

1. \_\_\_\_\_
2. \_\_\_\_\_
3. \_\_\_\_\_
4. \_\_\_\_\_
5. \_\_\_\_\_
6. \_\_\_\_\_
7. \_\_\_\_\_

**8. Подчеркни правильное слово.**

**Образец:** Lana **is/am** reading now. –

Lana **is/am** reading now.

1. Katya and Adel **is/are** eating fruit.
2. The children **is/are** playing a game.
3. The child **is/am** drinking milk.
4. Adam **am/is** flying a kite.
5. I **is/am** watching TV.
6. You **is/are** painting a picture.
7. Your dad **are/is** playing soccer.
8. Your friend **is/are** talking.
9. Our friends **are/am** laughing.
10. We **am/are** playing basketball.
11. They **is/are** sleeping.

**9. Ответь на вопросы о своих родных и знакомых.**

1. What is your dad doing now?

2. What is your friend doing now?

3. What are your friends doing now?

4. What is your aunt doing now?

5. What is your uncle doing now?

6. What is your pet doing now?

7. What are your grandma and grandpa doing now?

8. What are you doing now?



# 10. Ответь кратко на вопросы.

**Образец:** Is she playing? (✓) – Yes, *she is*.

Is there a book on the table? (✓) – Yes, *there is*.

Are they talking? (X) – No, *they aren't*.

Are there pens on the desk? (X) – No, *there aren't*.

1. Is there a computer on the desk? (✓) \_\_\_\_\_
2. Are there rulers in the box? (X) \_\_\_\_\_
3. Are the children watching TV? (X) \_\_\_\_\_
4. Is the boy flying the kite? (✓) \_\_\_\_\_
5. Are there any potatoes in the box? (X) \_\_\_\_\_
6. Is there any water in the glass? (✓) \_\_\_\_\_
7. Is he driving the car? (X) \_\_\_\_\_
8. Are the children painting their faces? (✓) \_\_\_\_\_

## Упражнения на повторение и закрепление материала модуля 7

### 1. Подбери к глаголам соответствующие существительные. Запиши ответы в таблицу.

- |          |                 |
|----------|-----------------|
| 1. drink | a) a sandcastle |
| 2. ride  | b) a picture    |
| 3. play  | c) a song       |
| 4. watch | d) milk         |
| 5. fly   | e) a bike       |
| 6. paint | f) a car        |
| 7. make  | g) a game       |
| 8. sing  | h) a kite       |
| 9. drive | i) TV           |

1	2	3	4	5	6	7	8	9

### 2. Представь, что ты сейчас с мамой в парке, где находятся твои одноклассники. Скажи, что они делают.

**Образец:** *Look! Ilya is flying a kite!*

1. \_\_\_\_\_
2. \_\_\_\_\_
3. \_\_\_\_\_
4. \_\_\_\_\_
5. \_\_\_\_\_
6. \_\_\_\_\_
7. \_\_\_\_\_

**3. Представь, что ты сейчас в цирке и тебе плохо видно и слышно, что делают животные. Спроси друга.**

**Образец:** rabbit/jump – *Is the rabbit jumping?*  
the snakes/listen to music –  
*Are the snakes listening to music?*

1. the parrots/talk \_\_\_\_\_
2. the chimp/play the piano \_\_\_\_\_
3. the dogs/count to three \_\_\_\_\_
4. the cat/climb \_\_\_\_\_
5. the elephant/stand on two legs \_\_\_\_\_
6. the bears/ride a bike \_\_\_\_\_
7. the mice/play a game \_\_\_\_\_
8. the horses/dance \_\_\_\_\_
9. the hippo/sing \_\_\_\_\_
10. the pigeon/walk on the ball \_\_\_\_\_

4. Дети играют в парке. У одного завязаны глаза и он пытается отгадать, что делают его друзья. Он всё время ошибается. Поправь его.

**Образец:** Sergey is riding a bike. (fly a kite) –  
*He isn't riding a bike. He is flying a kite.*

1. Nikita is flying a kite. (jump) \_\_\_\_\_
2. Masha and Olya are playing a game. (talk) \_\_\_\_\_
3. Slava and Artyom are playing basketball. (play soccer) \_\_\_\_\_
4. Fedya is making a sandcastle. (climb a tree) \_\_\_\_\_
5. Vanya is driving a car. (play basketball) \_\_\_\_\_
6. Vova is painting a picture. (ride a bike) \_\_\_\_\_
7. Natasha and Lyuda are talking. (drink Coke) \_\_\_\_\_

5. Составь предложения из данных слов.

1. is/a/Jim/playing/game. \_\_\_\_\_
2. Mike/a/riding/bike/isn't. \_\_\_\_\_
3. her/with/playing/is/Lera/toys. \_\_\_\_\_
4. little/sleeping/sister/My/is. \_\_\_\_\_
5. your/flying/brother/a/Is/big/kite? \_\_\_\_\_
6. friends/basketball/playing/His/aren't. \_\_\_\_\_

7. painting/his/he/face/Is? \_\_\_\_\_

8. aren't/sandcastle/We/a/making. \_\_\_\_\_

**6. Подбери правильный ответ. Запиши его в таблицу.**

- |                                |                           |
|--------------------------------|---------------------------|
| 1. What is Vika doing now?     | a) Yes, we are.           |
| 2. Who is eating an apple?     | b) The girls are.         |
| 3. Is Rita sleeping?           | c) She is watching TV.    |
| 4. What are the boys doing?    | d) No, she isn't.         |
| 5. Who is talking?             | e) No, they aren't.       |
| 6. Are Mike and Nick singing?  | f) Masha is.              |
| 7. Are you having a good time? | g) They are riding bikes. |

1	2	3	4	5	6	7

**7. Вычеркни лишнее слово.**

- riding, soccer, driving, painting
- is, am, have, are
- he, she, we, are
- am, they're, he's, we're
- pin, spring, king, sing

**8. Исправь ошибки – зачеркни лишнее слово.**

- Who's is riding a horse?
- The children are riding a bikes.
- Are you are having a good time?
- What is she Lulu doing now?
- They're are jumping up and down.
- Paco is watching a TV.
- There are a lot of many children in the park.
- Dan and Greg are playing a soccer.

**9. Найди предложение с пунктуационной ошибкой и обведи его номер в кружок. Поставь нужный знак препинания.**

1. Chuckles is climbing a tree.
2. Who is singing?
3. What is Tonya doing now.
4. Is she reading a book?

**10. Заполни пропуски словами из списка.**

*and, having, in, are, of*

We are 1) \_\_\_\_\_ the park today. There are a lot 2) \_\_\_\_\_ people here. The children are 3) \_\_\_\_\_ a good time. The boys are playing soccer 4) \_\_\_\_\_ basketball. The girls are making sandcastles. Their dads and mums 5) \_\_\_\_\_ talking and laughing. The weather is wonderful!

**11. Прочитай текст и закончи предложение, выбрав из предложенных вариантов тот, который соответствует тексту.**

**A day in the country**

Today is Sunday. We are in the country now. Dad is working in the garden. My big brother is helping him. I'm playing with my toys. My little sister is sleeping in the bedroom. Mum is cooking supper. It's a sunny day!

My big brother is helping ...

- 1) our dad.
- 2) our little sister.
- 3) our mum.

**12. Прочитай текст и выбери подходящие по смыслу слова. Запиши ответы в таблицу.**

We are 1) \_\_\_\_\_ holiday at the seaside. We are having 2) \_\_\_\_\_ good time! Dad and Mum 3) \_\_\_\_\_ swimming. My 4) \_\_\_\_\_ brother is making a sandcastle. My aunt and uncle are drinking orange 5) \_\_\_\_\_. My cousin is 6) \_\_\_\_\_ a picture. I'm eating 7) \_\_\_\_\_ apple. It's sunny 8) \_\_\_\_\_ windy.

- |                |            |           |
|----------------|------------|-----------|
| 1) a) in       | b) on      | c) to     |
| 2) a) the      | b) an      | c) a      |
| 3) a) is       | b) am      | c) are    |
| 4) a) this     | b) little  | c) some   |
| 5) a) jelly    | b) juice   | c) water  |
| 6) a) painting | b) playing | c) making |
| 7) a) on       | b) an      | c) a      |
| 8) a) is       | b) but     | c) too    |

1	2	3	4	5	6	7	8

### 13. Переведи на английский язык. Прочитай.

1. Посмотри! Дания катается на велосипеде!

2. Что делает сейчас твой старший брат?

3. Кто поёт в гостиной?

4. Лена не рисует картинку, она читает книгу.

5. Аня смотрит телевизор? – Нет.

6. Саша с Вовой играют в футбол? – Да.

7. Что делают твои друзья? – Они играют в баскетбол.

8. Дети сейчас хорошо проводят время.

### 14. Напиши вопросы, которые были заданы.

1. \_\_\_\_\_

No, he isn't. He is driving a car.

2. \_\_\_\_\_

Yes, they are.

3. \_\_\_\_\_

Nina is.

4. \_\_\_\_\_

We are watching TV.

**15. Прочитай текст и закончи предложение, выбрав из предложенных вариантов тот, который соответствует тексту.**

The children are at the circus now.

They are having a good time! The animals are funny. Look! The chimp is playing the piano. The mice are dancing on the box.

The bear has got a small green bike. It is riding the bike very well. But the hippo isn't singing. It doesn't like it. The cat is jumping up and down. It likes it a lot!

The hippo isn't singing because ...

1) the cat is jumping up and down.

2) it doesn't like it.

3) it likes it a lot!

**16. Напиши письмо своему другу по переписке о том, что ты и твоя семья любят делать в выходной день. Продолжи предложения. Задай 3 вопроса другу о том, что любит делать он и его семья в выходной.**

*Dear Pete,*

*Thank you for your letter.*

*I'm writing to tell you about my day off. On my day off I like \_\_\_\_\_ and \_\_\_\_\_. My little sister likes \_\_\_\_\_. And she is \_\_\_\_\_ now. Mum likes \_\_\_\_\_.*

---

\_\_\_\_\_. She \_\_\_\_\_ now. Dad likes \_\_\_\_\_  
\_\_\_\_\_, but he isn't \_\_\_\_\_ now.

What do you \_\_\_\_\_ on your day off? What  
does your mum \_\_\_\_\_?  
What \_\_\_\_\_?

*Write back soon.*

*Best wishes,*  
\_\_\_\_\_



## МОДУЛЬ 8

### Уроки 15а, 15b

1. Прочитай слова и найди их значение. Запиши ответы в таблицу.

- |              |                |
|--------------|----------------|
| 1. Wednesday | a) понедельник |
| 2. Saturday  | b) вторник     |
| 3. Thursday  | c) среда       |
| 4. Tuesday   | d) четверг     |
| 5. Sunday    | e) пятница     |
| 6. Monday    | f) суббота     |
| 7. Friday    | g) воскресенье |

1	2	3	4	5	6	7

2. Напиши недостающие буквы.

T _ _ sd _ _	_ _ on _ _ y
T _ _ r _ _ a _	_ _ e _ _ es _ a _
S _ n _ _ y	_ _ r _ d _ y
_ a _ _ r _ a _	

3. Перепиши слова, расставляя их по алфавиту.

Monday, Tuesday, Wednesday, Thursday, Friday, Saturday, Sunday

\_\_\_\_\_

\_\_\_\_\_

4. Запиши слова в соответствующие колонки по правилам написания 3-го лица единственного числа.

relax, get, fly, munch, sleep, say, write, march, copy, catch, swim, take, wish, drive, guess

jump – <u>jumps</u>	watch – <u>watches</u>	study – <u>studies</u>	play – <u>plays</u>
dance – <u>dances</u>			


**5. Запиши слова в соответствующие колонки по правилам чтения 3-го лица единственного числа.**

relax, drink, fly, munch, eat, sleep, sing, laugh, march, walk, ride, catch, swim, put, wish, drive, guess, dance, climb, write, wear

/z/ play – plays run – runs	/s/ jump – jumps	/ɪz/ watch – watches

**6. Выбери правильный вариант и подчеркни его.**

1. He **read/reads** books every day.
2. They **play/plays** the piano on Mondays.
3. I **ride/rides** a bike on Sundays.
4. She **drink/drinks** milk every day.
5. We **eat/eats** fruit every day.
6. Dad **drive/drives** a car every day.
7. She **walk/walks** in the park on Saturdays.
8. You **play/plays** basketball on Tuesdays.

9. He **play/plays** soccer on Thursdays.

10. We **dance/dances** on Fridays.

**7. Напиши, что это не так.**

**Образец:** They play a game every day. –

*They **don't** play a game every day.*

He drives a car on Sundays. –

*He **doesn't** drive a car on Sundays.*

1. He plays the piano on Wednesdays.

2. We watch TV every day.

3. They paint pictures on Fridays.

4. She sings songs on Tuesdays.

5. I dance every day.

6. She swims on Tuesdays.

7. They walk in the park on Sundays.

8. You read books on Saturdays.

**8. Переспроси.**

**Образец:** She watches TV every day. –

***Does** she watch TV every day?*

They play soccer on Mondays. –

***Do** they play soccer on Mondays?*

1. They play the piano on Sundays.

2. I write letters on Fridays.

3. He dances every day.

4. She walks in the park on Tuesdays.

5. She helps her mum on Saturdays.

6. We read books on Fridays.

7. They play tennis on Thursdays.

8. He drives a car on Sundays.

9. I paint pictures on Saturdays.

## 9. Кратко ответь на вопросы.

**Образец:** Does he read every day? (✓) – Yes, he does.

Do you write emails every day? (X) – No, I don't.

1. Do they dance on Fridays? (X) \_\_\_\_\_

2. Does he play badminton on Thursdays? (✓) \_\_\_\_\_

3. Does she go to school on Saturdays? (X) \_\_\_\_\_

4. Do we watch TV every day? (✓) \_\_\_\_\_

5. Does he fly a kite in winter? (X) \_\_\_\_\_

6. Do they play games on Sundays? (X) \_\_\_\_\_

7. Do you sing songs on Sundays? (✓) \_\_\_\_\_

8. Does he drive a car on Fridays? (X) \_\_\_\_\_

9. Does she drink milk every day? (✓) \_\_\_\_\_

10. Do they eat vegetables every day? (✓) \_\_\_\_\_

## 10. Напиши предложения, пользуясь подсказками.

**Образец:** He/read every day. (✓) – He reads every day.

You/swim on Mondays (?) – Do you swim on Mondays?

He/play soccer on Fridays (X) – *He doesn't play soccer on Fridays.*

1. They/play tennis every day. (X)

2. You/make cards on Wednesdays (?)

3. She/watch TV on Mondays (?)

4. He/play the piano on Fridays. (✓)

5. He/paint pictures every day. (X)

6. You/dance on Tuesdays. (X)

7. She/walk in the park on Thursdays. (✓)

8. They/eat fruit every day (?)

9. We/drink juice every day. (✓)

10. She/help her mother on Sunday (?)

11. He/play tennis on Saturday. (X)

**11. Задай вопрос, как показано в образце, и ответь на него, пользуясь подсказкой. Добавь указатель времени по своему усмотрению.**

**Образец:** Lera/watch TV – *What does Lera do on Sundays?*  
*She watches TV.*

1. Paco /read stories \_\_\_\_\_

2. children /watch cartoons \_\_\_\_\_

3. Nanny Shine /drive a car \_\_\_\_\_
4. Maya/ write emails \_\_\_\_\_
5. Larry and Lulu/play games \_\_\_\_\_
6. your friends/play tennis \_\_\_\_\_
7. your friend/paint pictures \_\_\_\_\_
8. your mother and father/play badminton \_\_\_\_\_
9. your sister/play the piano \_\_\_\_\_
10. you/read a book \_\_\_\_\_
11. your brother/play a game \_\_\_\_\_

**12. Распредели слова по столбикам в зависимости от правил чтения подчёркнутых букв и прочитай.**

teacher, Moscow, nice, neck, much, uncle, place, snack,  
cold, march, ice, watch, mice, quick, child, sack, mince,  
picnic, pick, come

<b>c</b>		<b>ck</b>	<b>ch</b>
/k/	/s/	/k/	/tʃ/

## Уроки 16а, 16б

### 1. Прочитай слова и найди их значение. Запиши ответы в таблицу.

- |                     |                   |
|---------------------|-------------------|
| 1. go to bed        | a) навещать       |
| 2. in the evening   | b) обедать        |
| 3. have lunch       | c) ночью          |
| 4. at night         | d) утром          |
| 5. relative         | e) слушать музыку |
| 6. in the afternoon | f) ужинать        |
| 7. have supper      | g) родственник    |
| 8. visit            | h) завтракать     |
| 9. in the morning   | i) принимать душ  |
| 10. have breakfast  | j) ложиться спать |
| 11. listen to music | k) вечером        |
| 12. have a shower   | l) днём           |

1	2	3	4	5	6	7	8	9	10	11	12

### 2. Вставь соответствующие предлоги времени *at, in, on*.

- I get up \_\_\_\_\_ 7 o'clock.
- My big brother watches a video \_\_\_\_\_ night.
- I come home \_\_\_\_\_ the afternoon.
- Mary visits her friends \_\_\_\_\_ Sunday.
- The children play games \_\_\_\_\_ the weekend.
- We get a lot of presents \_\_\_\_\_ Christmas.
- Tim has Music \_\_\_\_\_ Monday.
- Vova has breakfast \_\_\_\_\_ 8 o'clock \_\_\_\_\_ the morning.
- They don't listen to music \_\_\_\_\_ noon.

**3. Выбери правильный вариант и подчеркни.**

1. Look! Paco **listens/is listening** to music.
2. Paco **listens/is listening** to music every day.
3. Larry **has/is having** a shower now.
4. Larry **has/is having** a shower in the morning.
5. Lulu **reads/is reading** books every evening.
6. Lulu **reads/is reading** a book now.
7. I **watch/am watching** cartoons now.
8. I **watch/am watching** cartoons on Sunday.
9. They **play/are playing** soccer now.
10. They **play/are playing** soccer every Friday.
11. We **drink/are drinking** milk in the morning.
12. We **drink/are drinking** milk now.

**4. Раскрой скобки и напиши глаголы в настоящем простом или настоящем продолженном времени.**

**Образец:** Anna \_\_\_\_\_ (drink) milk now.

Anna **is drinking** milk now.

Alex \_\_\_\_\_ (go to bed) at 10 o'clock.

Ali **goes** to bed at 10 o'clock.

1. Nikita \_\_\_\_\_ (visit) his aunt on Friday.
2. Adel and Kate \_\_\_\_\_ (watch) cartoons every day.
3. Listen! Adam \_\_\_\_\_ (sing)!
4. Polina \_\_\_\_\_ (have) lunch at one o'clock.
5. Look! Olga \_\_\_\_\_ (play) tennis.
6. Masha and Lera \_\_\_\_\_ (go) to school on Saturday.
7. We \_\_\_\_\_ (come) home at 3 o'clock.
8. Sergey \_\_\_\_\_ (read) a story now.
9. The pupils \_\_\_\_\_ (sing) songs at Music lessons.
10. Where's Fedya? He \_\_\_\_\_ (play) badminton.
11. Look! Dasha \_\_\_\_\_ (dance)!
12. On Mondays we \_\_\_\_\_ (make) toys.



**5. Не согласись с утверждениями.**

**Образец:** Lena is dancing now. – *Lena **isn't** dancing now.*  
Lena dances on Mondays. –  
*Lena **doesn't** dance on Mondays.*

1. Anna is having supper now. \_\_\_\_\_
2. Misha and Sasha are listening to music now. \_\_\_\_\_
3. The children watch a video every night. \_\_\_\_\_
4. We go to school on Sunday. \_\_\_\_\_
5. Liza is driving a car now. \_\_\_\_\_
6. Stas has lunch at 2 o'clock. \_\_\_\_\_
7. You come home at 7 o'clock. \_\_\_\_\_
8. The boys are flying a kite now. \_\_\_\_\_

**6. Переспроси.**

**Образец:** Diana and Dasha are dancing now. –  
***Are** they dancing?*  
Sveta gets up at 6 o'clock. –  
***Does** she get up at 6 o'clock?*

1. The children play at the weekend. \_\_\_\_\_
2. Ann visits her grandma every day. \_\_\_\_\_
3. Alex is singing a song now. \_\_\_\_\_
4. Mum and Dad are watching TV now. \_\_\_\_\_
5. Asya has breakfast at 7 o'clock. \_\_\_\_\_
6. Dasha and Lora come home at 2 o'clock. \_\_\_\_\_
7. My little sister is reading a book now. \_\_\_\_\_

8. My big sister reads books every day. \_\_\_\_\_

**7. Кратко ответь на вопросы, пользуясь подсказкой.**

**Образец:** Who is watching TV now? (Paul) – *Paul is.*  
Who watches TV every day? (Alex and Vova) –  
*Alex and Vova do.*

1. Who is having lunch now? (Natasha) \_\_\_\_\_

2. Who has lunch at 1 o'clock? (Larissa) \_\_\_\_\_

3. Who is playing tennis now? (Vadim and Yegor) \_\_\_\_\_

4. Who plays tennis on Wednesdays? (We) \_\_\_\_\_

5. Who is going to school? (We) \_\_\_\_\_

6. Who goes to school on Saturday? (I) \_\_\_\_\_

7. Who is singing a song? (The children) \_\_\_\_\_

8. Who sings songs at Music lessons? (The children) \_\_\_\_\_

9. Who is reading a book now? (My aunt) \_\_\_\_\_

10. Who reads books every day? (We) \_\_\_\_\_

**8. Подчеркни правильное слово.**

1. What time **are/do** you get up?

2. **Is/Does** she go to bed at 9 o'clock?

3. **Is/Does** he watching a video now?

4. What **are/do** they reading now?

5. Who **is/does** driving the car?

6. What **are/do** they doing now?

7. What **are/do** they do in the evening?

8. **Are/Do** you having supper now?

9. **Are/Do** you have lunch at school?

10. What time **are/do** you go school?

**9. Ответь кратко на вопросы.**

**Образец:** Do you watch TV in the evening? –

Yes, \_\_\_\_\_. – Yes, **I do**.

Are you watching TV now? –

No, \_\_\_\_\_. – No, **I am not**.

1. Does Sasha have lunch at school? – Yes, \_\_\_\_\_.
2. Do the children play games at the weekend? – Yes, \_\_\_\_\_.
3. Is he drinking Coke? – No, \_\_\_\_\_.
4. Are Dad and Mum watching a video? – No, \_\_\_\_\_.
5. Do Mum and Dad watch a video every day? – No, \_\_\_\_\_.
6. Does your sister read books every day? – Yes, \_\_\_\_\_.
7. Are you reading now? – Yes, \_\_\_\_\_.
8. Do you go to bed at 8 o'clock? – No, \_\_\_\_\_.
9. Is Nelly listening to music now? – Yes, \_\_\_\_\_.
10. Does she listen to music every day? – Yes, \_\_\_\_\_.

**А теперь напиши о себе:**

11. Do you listen to music every day? – \_\_\_\_\_.
12. Are you listening to music now? – \_\_\_\_\_.

**10. Ответь на вопросы о своих родных и знакомых.**

1. What time does your mum have lunch? \_\_\_\_\_
2. What does your uncle do in the afternoon? \_\_\_\_\_
3. What is your aunt doing now? \_\_\_\_\_
4. Who is listening to music now? \_\_\_\_\_
5. Who listens to music in the evening? \_\_\_\_\_
6. What do you do at the weekend? \_\_\_\_\_
7. What are you doing now? \_\_\_\_\_

8. Who reads books every day? \_\_\_\_\_
9. Who has a shower in the morning? \_\_\_\_\_
10. What time do you go to bed? \_\_\_\_\_

### Упражнения на повторение и закрепление материала модуля 8

1. Подбери к глаголам соответствующие существительные. Запиши ответы в таблицу.

- |              |             |
|--------------|-------------|
| 1. read      | a) bed      |
| 2. have      | b) a friend |
| 3. play      | c) songs    |
| 4. watch     | d) stories  |
| 5. listen to | e) a shower |
| 6. visit     | f) a video  |
| 7. go to     | g) games    |
| 8. sing      | h) music    |

1	2	3	4	5	6	7	8

2. Напиши, что делают ребята сейчас и что они делают каждый день.

**Образец:** Yura/watch cartoons. – Yura **is watching** cartoons now. He **watches** cartoons every day.

1. Boris/listen to music. \_\_\_\_\_
2. Natasha/visit her grandpa. \_\_\_\_\_
3. Victor/play games. \_\_\_\_\_

4. Rita/read stories. \_\_\_\_\_
5. Ilyia/play soccer. \_\_\_\_\_
6. Olga/drink milk. \_\_\_\_\_
7. Vika/eat fruit. \_\_\_\_\_
8. Maxim/ride a bike. \_\_\_\_\_
9. Kolya/do his homework. \_\_\_\_\_
10. Irina/paint a picture. \_\_\_\_\_

**3. Напиши вопросы. Обращай внимание на указатели времени.**

**Образец:** she/sing a song/now ? – *Is she singing a song now?*  
she/sing songs/every day? –  
*Does she sing songs every day?*

1. he/have a shower/in the morning? \_\_\_\_\_
2. he/have a shower/now? \_\_\_\_\_
3. they/watch TV/now? \_\_\_\_\_
4. they/watch TV/in the afternoon? \_\_\_\_\_
5. you/have supper/at 7 o'clock? \_\_\_\_\_
6. you/have supper/now? \_\_\_\_\_
7. we/play games/now? \_\_\_\_\_

8. we/play games/in the evening? \_\_\_\_\_
9. Nina/visit her friend/on Sundays? \_\_\_\_\_
10. Nina/visit her friend/now? \_\_\_\_\_
11. Vlad and Stas/play basketball/now? \_\_\_\_\_
12. Vlad and Stas/play basketball/on Tuesdays? \_\_\_\_\_

**4. Все утверждения неверные. Исправь их.**

**Образец:** Lisa has a shower in the afternoon. –  
*She doesn't have a shower in the afternoon.*

1. Polina listens to music in the morning. \_\_\_\_\_
2. Dima and Vova play badminton at home. \_\_\_\_\_
3. Slava and Artyom visit their uncle on Monday. \_\_\_\_\_
4. Fedya watches cartoons at night. \_\_\_\_\_
5. Alex paints pictures every morning. \_\_\_\_\_
6. We have lunch at 5 o'clock. \_\_\_\_\_
7. I go to bed at 12 o'clock. \_\_\_\_\_
8. You have supper at 9 o'clock. \_\_\_\_\_
9. Mum reads stories on Mondays. \_\_\_\_\_
10. Lika gets up at 11 o'clock. \_\_\_\_\_

**5. Составь предложения из данных слов.**

1. you/stories/every/read/Do/day? \_\_\_\_\_
2. watch/Grandpa/the/doesn't/a video/morning/in. \_\_\_\_\_
3. the/soccer/play/at/My/weekend/friends. \_\_\_\_\_
4. in/the/home/your/come/Does/afternoon/dad? \_\_\_\_\_
5. time/get/you/do/up/What? \_\_\_\_\_
6. the/shower/has/in/He/a/evening. \_\_\_\_\_
7. don't/at/supper/We/o'clock/have/10. \_\_\_\_\_
8. do/morning/do/the/you/in/What? \_\_\_\_\_

**6. Подбери правильный ответ. Запиши его в таблицу.**

- |  |                    |
|--|--------------------|
| 1. What time does Marina go to bed?      | a) He reads.       |
| 2. Does Lulu have supper at 7 o'clock?   | b) No, they don't. |
| 3. Who gets up at 6 o'clock?             | c) It's 3 o'clock. |
| 4. What does Misha do in the evening?    | d) At 10 o'clock.  |
| 5. Do Nick and Rob have lunch at school? | e) I play games.   |
| 6. What's the time?                      | f) Masha does.     |
| 7. What do you do on Sundays?            | g) Yes, she does.  |

1	2	3	4	5	6	7

**7. Вычеркни лишнее слово.**

1. breakfast, dinner, supper, sausage
2. don't, doesn't, has, isn't

3. morning, evening, going, afternoon
4. an, in, a, the,
5. picnic, nice, mice, place

**8. Исправь ошибки – зачеркни лишнее слово.**

1. I have a supper at 7 o'clock.
2. What time do you get him up?
3. What does you your sister do in the morning?
4. My favourite day it is Sunday.
5. Who does gets up at 8 o'clock?
6. What time does she go in to bed?
7. Lana goes to the sports centre on the Mondays.
8. What's is Nina's favourite day?

**9. Найди предложение в вопросительной форме, поставь вопросительный знак и обведи номер в кружок.**

1. Don't be late.
2. Do your homework.
3. Do you like to watch cartoons.
4. Well done, Tina.

**10. Заполни пропуски словами из списка.**

*do, read, favourite, and, don't*

My 1) \_\_\_\_\_ day is Saturday. I get up at 10 o'clock because I 2) \_\_\_\_\_ go to school. I have breakfast and then I 3) \_\_\_\_\_ my homework. In the afternoon I watch cartoons with my little brother 4) \_\_\_\_\_ play games. In the evening I listen to music and 5) \_\_\_\_\_ books. Saturdays are happy days for me!

**11. Прочитай текст и закончи предложение, выбрав из предложенных вариантов тот, который соответствует тексту.**



### Lena's favourite day

Sunday is Lena's favourite day. She gets up, has breakfast and goes to the park. She plays with her friends and rides a bicycle. Then she comes home and has lunch. She likes chicken and potatoes. At 5 o'clock she watches her favourite cartoons and listens to music. After supper she plays with her dolls. She goes to bed at 9 o'clock.

What does Lena do at home?

- 1) She plays with her friends.
- 2) She plays with her dolls.
- 3) She plays with her sister.

### 12. Прочитай текст и выбери подходящие по смыслу слова. Запиши ответы в таблицу.

Bella wants to 1) \_\_\_\_\_ Playtime. On Mondays they read 2) \_\_\_\_\_ and play games. On Tuesdays they 3) \_\_\_\_\_ their favourite cartoons. On Wednesdays they 4) \_\_\_\_\_ to music and sing songs. On Thursdays they dance and 5) \_\_\_\_\_ quizzes. On Fridays they 6) \_\_\_\_\_ toys for their little brothers and sisters. They have a lot of fun 7) \_\_\_\_\_.

- |               |             |          |
|---------------|-------------|----------|
| 1. a) go      | b) join     | c) paint |
| 2. a) films   | b) cartoons | c) books |
| 3. a) look    | b) watch    | c) like  |
| 4. a) listen  | b) love     | c) have  |
| 5. a) paint   | b) visit    | c) have  |
| 6. a) take    | b) make     | c) play  |
| 7. a) they're | b) their    | c) there |

1	2	3	4	5	6	7

**13. Переведи на английский язык. Прочитай.**

1. Когда ты встаёшь? \_\_\_\_\_
2. Что ты делаешь днём? \_\_\_\_\_
3. Лена смотрит телевизор по субботам. \_\_\_\_\_
4. Я принимаю душ вечером. \_\_\_\_\_
5. Наташа ложится спать в 10 часов. \_\_\_\_\_
6. Сева слушает музыку по вечерам? \_\_\_\_\_
7. Ты навещаешь свою бабушку по воскресеньям? \_\_\_\_\_
8. Лера любит субботы, потому что она смотрит свои любимые мультфильмы. \_\_\_\_\_

**14. Напиши вопросы, которые были заданы.**

1. \_\_\_\_\_  
At 10 o'clock in the evening.
2. \_\_\_\_\_  
I take a shower and have breakfast.
3. \_\_\_\_\_  
It's 5 o'clock.
4. \_\_\_\_\_  
Yes, she does. She reads books every day.
5. \_\_\_\_\_  
No, he doesn't. He has lunch at home.
6. \_\_\_\_\_  
No, I don't. It's my day off.

**15. Прочитай текст и закончи предложение, выбрав из предложенных вариантов тот, который соответствует тексту.**

Mila's favourite day is Sunday. She gets up at ten o'clock. She has breakfast and then visits her friend Adel. They play games, watch cartoons and paint pictures. They have a great fun! Mila has lunch with Adel's family. Then the girls read their favourite stories about animals. They like "The Cat in the Hat" a lot. The cat can do funny tricks! The girls look at the pictures and laugh. Sunday is a happy day for them!

The girls like "The Cat in the Hat" because ....

- 1) it is a funny video
- 2) they like the pictures.
- 3) Sunday is a happy day for them.

**16. Прочитай письмо своего друга по переписке. Напиши ему о том, что ты делаешь в разные дни недели и ответь на 3 вопроса.**

*Dear (Andrew),*

*Thank you for your letter. I'm writing to tell you about what I do every day.*

*I get up at 7 o'clock, have breakfast and go to school. I get up at 10 o'clock on Sunday and Saturday because we don't have classes on these days. They are my days off. On Mondays, Wednesdays and Fridays I go to music school in the afternoon. On Tuesdays and Thursdays I do sports. I like playing tennis. I do my homework in the evening and then read my favourite books or watch TV.*

*What do you do after school? What do you like doing? When do you go to bed?*

*Write back soon.*

*Best wishes,  
Tom*



Учебное издание  
**Быкова Надежда Ильинична**  
**Поспелова Марина Давидовна**

## **АНГЛИЙСКИЙ ЯЗЫК**

**Сборник упражнений**

**3 класс**

**Учебное пособие для общеобразовательных организаций**

**Центр лингвистического образования**  
**Руководитель Центра Ю. А. Смирнов**  
**Зав. редакцией английского языка М. А. Семичев**  
**Ответственный за выпуск О. В. Миронова**  
**Редактор С. Ю. Денисова**  
**Художественный редактор Н. В. Дождёва**  
**Техническое редактирование**  
**и компьютерная вёрстка М. А. Семичева**  
**Корректор И. Б. Окунева**

Налоговая льгота – Общероссийский классификатор продукции  
ОК 005-93—953000. Изд. лиц. Серия ИД № 05824 от 12.09.01

Подписано в печать 20.07.16. Формат 70 x 90 <sup>1</sup>/<sub>16</sub>

Бумага офсетная. Гарнитура Прагматика. Печать офсетная.  
Уч.-изд. л. 2,96. Доп.тираж 35000 экз. Заказ № 5066.

Акционерное общество «Издательство «Просвещение».  
127521, Москва, 3-й проезд Марьиной рощи, 41.

Отпечатано по заказу АО «ПолиграфТрейд»  
в филиале «Тверской полиграфический комбинат детской литературы»  
ОАО «Издательство «Высшая школа».  
170040, г. Тверь, проспект 50 лет Октября, д. 46  
Тел.: +7 (4822) 44-85-98. Факс: +7 (4822) 44-61-51