



Spotlight

WORKBOOK

Virginia Evans
Jenny Dooley
Nadezhda Bykova
Marina Pospelova

3




Express Publishing



PROSVESHCHENIYE
PUBLISHERS

Английский в фокусе



АНГЛИЙСКИЙ ЯЗЫК

Рабочая тетрадь

3 класс

Учебное пособие
для общеобразовательных организаций

5-е издание

Москва
Express Publishing
«Просвещение»
2016

УДК 373.167.1:811.111
ББК 81.2Англ-922
А64

0+

Серия «Английский в фокусе» основана в 2006 году.

Авторы: Н. И. Быкова, Д. Дули, М. Д. Поспелова, В. Эванс
Authors: Virginia Evans, Jenny Dooley, Nadezhda Bykova, Marina Pospelova

Acknowledgements

Authors' Acknowledgements

We would like to thank all the staff at Express Publishing who have contributed their skills to producing this book. Thanks are due in particular to: Meryl Phillips (Editor-in-Chief); Julie Rich (senior editor); Nina Peters and Rianna Diamond (editorial assistants); Alex Barton (senior production controller) and the Express Publishing design team. We would also like to thank those institutions and teachers who piloted the manuscript, and whose comments and feedback were invaluable in the production of the book.

Colour Illustrations: Pan, Stone.

While every effort has been made to trace all the copyright holders, if any have been inadvertently overlooked the publishers will be pleased to make the necessary arrangements at the first opportunity.

Рабочая тетрадь является составной частью учебно-методического комплекта серии «Английский в фокусе» для учащихся 3 класса общеобразовательных организаций. Она содержит разнообразные задания и упражнения для самостоятельной работы учащихся, способствующие лучшему усвоению, закреплению и повторению материалов учебника.

Учебное издание

Серия «Английский в фокусе»

Быкова Надежда Ильинична
Дули Дженни
Поспелова Марина Давидовна
Эванс Вирджиния

Английский язык

Рабочая тетрадь

3 класс

Учебное пособие для общеобразовательных организаций

Центр лингвистического образования
Руководитель Центра Ю. А. Смирнов
Зав. редакцией английского языка М. А. Семичев
Ответственный за выпуск К. В. Игнатьев
Редактор Е. Р. Михальчук
Художественный редактор Н. В. Дождёва
Корректор Н. Д. Цухай

Налоговая льгота – Общероссийский классификатор продукции ОК 005-093–953000. Изд. лиц. Серия ИД № 05824 от 12.09.01. Подписано в печать 20.06.15. Формат 60x90/8. Бумага офсетная. Гарнитура Прагматика. Печать офсетная. Уч.-изд. л.9,15. Тираж 82000 экз. Заказ №1859-16.

Акционерное общество «Издательство «Просвещение». 127521, Москва, 3-й проезд Марьиной рощи, 41.

Express Publishing. Liberty House, New Greenham Park, Newbury, Berkshire RG19 6HW Tel.: (0044) 1635 817 363 Fax: (0044) 1635 817 463 e-mail: inquiries@expresspublishing.co.uk <http://www.expresspublishing.co.uk>

Отпечатано в АО «Кострома», 156010, г. Кострома, ул. Самоковская, 10.

ISBN 978-5-09-037676-1

© Express Publishing, 2012
© Издательство «Просвещение», 2012
Все права защищены

Contents

Starter Unit p. 4

Module 1

Unit 1 p. 6

Unit 2 p. 8

I love English! p. 10

Let's Play! p. 12

Module 2

Unit 3 p. 14

Unit 4 p. 16

I love English! p. 18

Let's play! p. 20

Module 3

Unit 5 p. 22

Unit 6 p. 24

I love English! p. 26

Let's play! p. 28

Module 4

Unit 7 p. 30

Unit 8 p. 32

I love English! p. 34

Let's play! p. 36

Module 5

Unit 9 p. 38

Unit 10 p. 40

I love English! p. 42

Let's play! p. 44

Module 6

Unit 11 p. 46

Unit 12 p. 48

I love English! p. 50

Let's play! p. 52

Module 7

Unit 13 p. 54

Unit 14 p. 56

I love English! p. 58

Let's play! p. 60

Module 8

Unit 15 p. 62

Unit 16 p. 64

I love English! p. 66

Let's play! p. 68

Portfolio Sheets p. 70

Craftwork Sheets p. 87

Certificate of Achievement .. p. 95



Welcome back!

1 Read and match.

- | | | |
|-------------------------------|-------|---------------------|
| 1 Hello! | _____ | a Nice to meet you! |
| 2 I'm Lulu and this is Larry. | | b My name's Maya. |
| 3 What's your name? | _____ | c Hi! |

1 c

2

3

2 Fill in the missing letters. Then read and match.



1 w h i t e

2 b _ o _ n

3 _ _ n k

4 _ l a _ k



5 g _ _ e _

6 _ e _ _ o _

7 r _ _

8 _ l u _

3 Look and complete.



- 1 It's hot and
.....
- 2 It's
.....
- 3 It's
.....

4  Alphabet Bingo! Let's play!



1

School again!

1 Look, read and write **yes** or **no**.



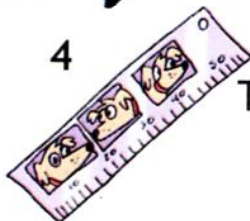
1 This is a school. **yes**



2 This is a pen.



3 This is a school bag.



4 This is a rubber.



5 This is a book.



6 This is a pencil case.

2 Look, read and write.


• Hi • I'm • Bye
• What's your

Goodbye, Paco.



Hello!

1) Hi, I'm Tony.



3)
name?



4)
Maya.

3 Now act out.

4 Read and write. Then match.

1 fourteen 18 13 6 t_i_teen

2 ei__teen 15 20 7 _ev_nteen

3 t__nt_ 14 11 19 8 s__teen

4 f_f_een 12 17 9 _i__teen

5 tw_l_ 10 e_ev_n

5 Read and write.

- John • Pat • ruler • frog • boy • Tom • book
- Sally • duck • David • girl • Jenny

he

John

.....

.....

.....

she

Pat

.....

.....

.....

it

ruler

.....


.....

.....

2


School subjects!

1 Look, read and write.


1  g
l h s i
n E

English

.....

2  c e i
S n e c

.....

3  r
t A

.....

4  u
c i M
s


.....

5  E
P

.....

6  i t y o
r H s

.....

7  t
a h
M s

.....

8  G a p
r e o
y h g

.....

2 Complete.

My favourite subject is

I like

3 Write the short form.

- | | |
|---|---|
| 1 I am Vanessa.
I'm Vanessa. | 4 It is his birthday. He is sixteen today.
..... |
| 2 What is her favourite subject?
..... | 5 What is your name?
..... |
| 3 I am eleven and they are twelve.
..... | 6 We are twelve years old.
..... |

4 Look and write: look, sing, draw, read, write or listen.



1 look



2



3



4




5



6

5 What does Lulu say? Look, read and complete.



Stand up! Clap your hands!
Stamp your feet! Open your book!



1



2



3



4

I ♥ English!

1 Read and write the number. Then act out.

1 A: What's your lucky number?

B: Thirteen!

13

2

A: What's your phone number?

B: It's three-seven-two-eight-nine-one-five.

3 A: How old are you?

B: Nine.

4

..... King Street

A: What's your address?

B: Eight King Street.


2



Listen and tick (✓) the correct picture.

1 Which is Lulu's new school bag?

A



B



C



2 What's in Lulu's pencil case?

A



B



C



3 Which is Lulu's new class?

A



B



C




3 Read and correct.

hello,

my name's john and i'm
8. i'm in year 4 at school. I
like english, history and
art, but My favourite
subject is science.

what about you?

john




Let's Play!



8 Sing the 'Numbers' song!

9 What's your subject?





Count to 20.





11 your name?




12 Sing the 'Come on, everybody' song!





key

-  Go back to start.
-  Say what it is.
-  Say the missing word(s).
-  Say or do.



6 This Lulu.



3 How old you?



..... name's Lulu.

2 Name THREE things in your school bag.



Name FOUR school subjects.

1 What's ?



16 I twelve.



3

A new member!

1 Look, read and write.

Hello, I'm John.
Meet my family!


1) This is my
grandma, Vera.

2) This is my
grandpa. His
name's Stan.

3) This is my
mum, Tina.

4) This is my
dad, Bill.

5) This is my
sister. Her
name's Meg.



2 Read and **circle**.

- 1 **My** / Our name is Kelly.
- 2 Look at the boy. **Her** / His name is Don.
- 3 **Its** / Their names are Sue and Frank.
- 4 Is **her** / their name Jill or Pam?
- 5 Are **your** / my names Lin and Vicky?
- 6 **Our** / Its name isn't Bubbles.

3 Read and complete: **My, from, name, is, brother, sister.**



Hello! My 1) **name** is Jenny.
 I'm 2) Australia.
 3) mum's name is Donna
 and my dad's name 4)
 Jason. Kelly is my little 5)
 and Ian is my 6)
 I love my family!

4

A happy family!

1 Look, read and fill in.






Look! This is my
 1) family! This is my
 2) m _ _ _ _ and this is my
 3) f _ _ _ _ . Daisy is my little
 4) s _ _ _ _ r and John is my
 5) b _ g b _ _ _ h _ _ . Here is
 my 6) g _ _ _ _ f _ _ _ _ ,
 Paul and my
 7) g _ _ n _ _ _ _ _ ,
 Lucy.





2 Read and fill in: **am**, **is** or **are**.

- | | |
|--|-------------------------------------|
| 1 This is my duck, Dodo. | 5 Frank and Adam my brothers. |
| 2 We a happy family. | 6 Hello! I Pete. |
| 3 Look at my pencil case. It brown and yellow. | 7 Sally and Judy friends. |
| 4 She our big sister. | 8 What your name? |

3 Look and match. Then write.




- 1 six rubbers a
- 2 four
- 3 eight
- 4 three
- 5 two
- 6 seven
- 7 nine
- 8 five



I ♥ English!

1 Colour. Then talk with your friend.




2 Listen and draw lines.

Ken

Paul


Harry



Janet

Liz

3 Look, read and write **yes** or **no**.



- 1 Harry is Kelly's brother. **yes**
- 2 Terry is Sandra's father.
- 3 Rose is Kelly's grandmother.
- 4 Sandra is Harry's mother.
- 5 Wilson is Terry's brother.

Let's Play!



8

Sing the 'Look at me' song!

7

9

..... is she?
She's my grandmother.

10



11

They
ballerinas.

12

13

Sing the 'My happy family' song!

14




15

Say your father's name.


22





23




key


 Go back to start.

 Say what it is.

 Say the missing word(s).

 Say or do.

6 names are Mary and Jill.



3 This is my sister.
..... name's Carin.



20 What's ?
It's a pencil case.

2 Name FOUR colours.



19 Name FOUR members of the family.

1 He's my dad.
..... name is Dan.



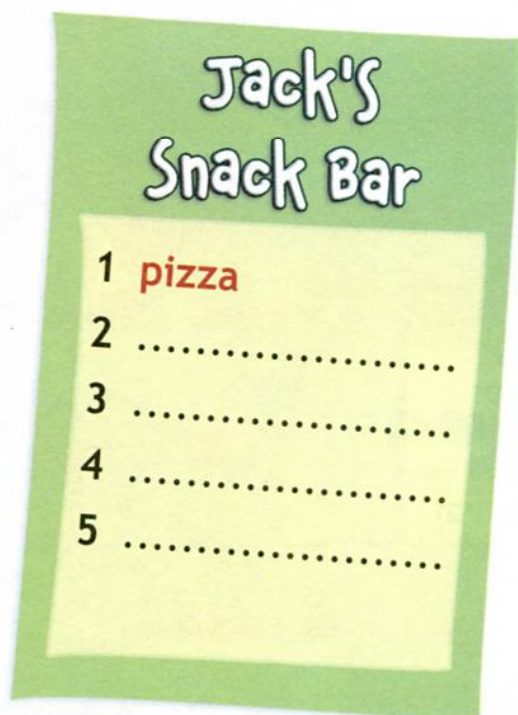


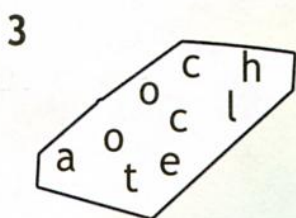
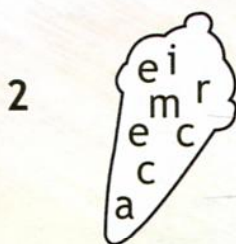
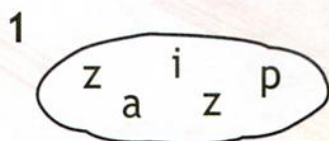
16 are they?
They are masks.



5

He loves jelly!

1 What's on the menu? Write.



2 Look and write.



burgers ✓
eggs ✗



chocolate ✓
lemonade ✗



vegetables ✓
pizza ✗





ice cream ✓
cheese ✗

1 Betty likes burgers, but she doesn't like eggs.

- 2
- 3
- 4

3 Read and act out.



4 What do you like/don't you like? Talk with your friend.

5 Read and fill in: **food**, **you**, **yummy** or **do**.

My favourite 1) **food** is chips!
I love chips, I 2) !
I think chips are 3),
What about 4) ?




6 What's your favourite food? Write your poem!

My favourite !
I !
I think,
What ?

6

In my lunch box!

1 What's for lunch? Look and write.




1 meat and potatoes



2



3




4

2 Find and colour!



Colour the 'C' words yellow.
Colour the 'P' words red.
Colour the 'S' words pink.



3 Some or any? Read and write.

A: What do you want to eat?

B: Mm, I want a burger and 1) **some** chips.

A: Oh, they haven't got 2) burgers.

B: Have they got 3) sandwiches?

A: Yes! Do you want 4) lemonade too?



B: No, thank you. Can I have 5) Coke, please?

A: They haven't got 6) Coke. What about

7) orange juice?

B: OK.

4 Where are they? Look, read again and choose.



I English!

1 Read and put in the correct order.

- 1 Chips, yum! What about you?
 1 What's your favourite food?
 My favourite food is pizza.



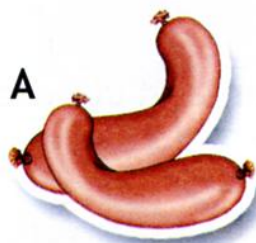
- 2 Thank you!
 Here you are!
 Can I have some chicken, please?



2  Listen and write the letters in the boxes.


What are Danielle's friends having for lunch?

- 1 Kate D
- 2 Winny
- 3 Jake
- 4 Grant
- 5 Judy




3 Read and draw lines.

My favourite lunch
is chicken and rice.
Yummy!



At teatime, we
have sandwiches
and biscuits. It's my
favourite time of
the day!



4 Now write about yourself.

My favourite breakfast is

My favourite lunch is

I love my mum's

Let's Play!



5 6

4 What's your food? 7 He likes chicken but he eggs.

3 Name FOUR things you can eat after lunch. 8

2 9 Name TWO vegetables.

1 I've some cheese. 10 I don't sausages.

key



Go back to start.



Say what it is.




Say the missing word(s).



Say or do.





14
 ".....
 you are!"
 "Thank you!"



13
 Sing the 'I like
 food, I love it'
 song!



17


Name
 FOUR
 things you
 can drink.

16

Is there

 cheese in
 the lunch
 box?

18



19



20



Can I have

 rice, please?

21



11

12

7

Toys for little Betsy!

1 Read and match.

Toy Shop

1 doll



2 train



5 elephant



3 musical box



6 rocking horse



4 tea set



7 aeroplane



8 ball

2 Look and write.

1 This is a doll.



4
elephant.



2
aeroplane.



5
rocking horse.



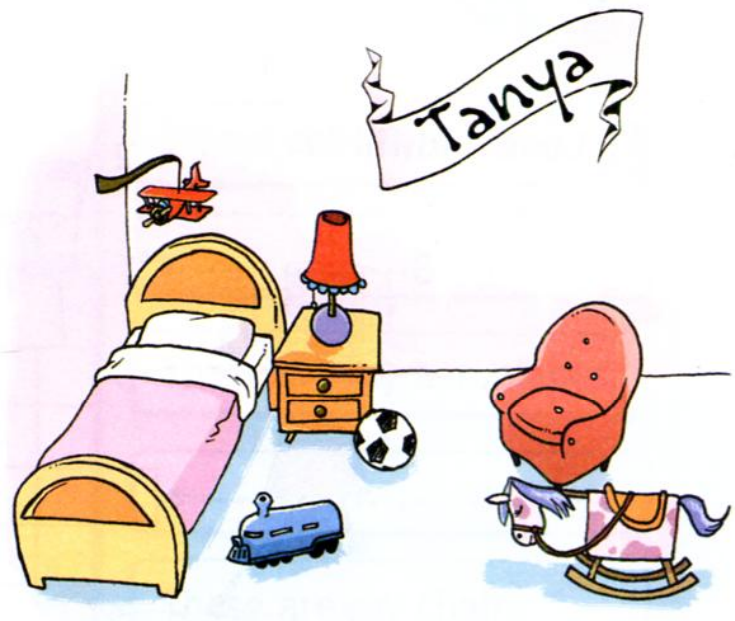

3
musical box.



6
ball.




3 Look and write.



• Whose toys are these?



It's Billy's.



.....



.....



.....



.....

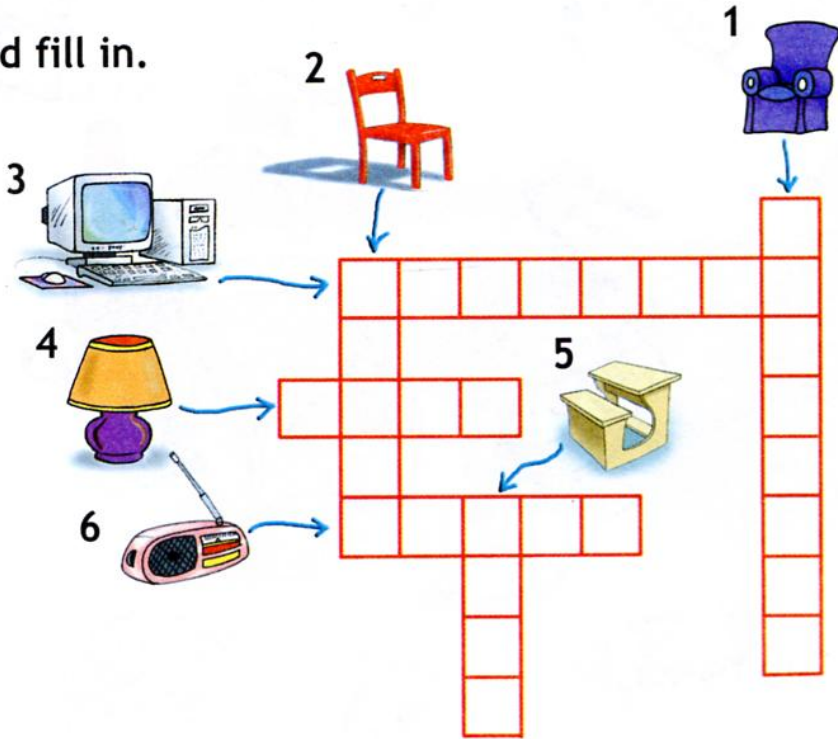


.....

8

In my room!

1 Look and fill in.



2 What do they say? Look, choose and write.

- This is my TV.
- That is my ball.
- This is my train.
- These are my toys.

1 This is my TV.



2



3



4



3 Read and write.



- 1 This is my doll.
- 2 This is my book.
- 3
- 4 That is my train.
- 5
- 6 That is my photo.

These are my dolls.

.....

These are my aeroplanes.


.....

These are my chairs.

.....



4 Look, read and write.



- 1 A: Whose is the chair?
B: It's **Tim's**.
- 2 A: Whose is the lamp?
B: It's
- 3 A: Whose is the doll?
B: It's

- 4 A: Whose is the bed?
B: It's
- 5 A: Whose is the rocking horse?
B: It's
- 6 A: Whose is the computer?
B: It's

I ♥ English!

1 Look, read and underline. Then act out.

1

Oh Daddy, look at my train!

• Let me see.
• It's a train.

2

• Who's this?
• What's this?

It's a doll.

3

Whose is this duck?

• It's Peter.
• It's Peter's.

4

Fiona, listen!

• Ah! That's lovely!
• Yes, it is.

2 Listen and draw lines.

1 2 3 4 5

1: Girl's face, Doll
2: Boy's face, Radio
3: Girl's face, Computer
4: Girl's face, Train
5: Boy's face, Beach ball

3 Look at Timmy's room and complete the text.




This is Timmy's room. Look!
That's his computer and this is
his desk. It's 1) and
2) And look at his
toys! That's his train and this
is his car. It's funny! It looks
like a 3) !


4 Now, write about Kelly's room.

This is Kelly's room. Look!
That's her computer and this
is her desk. It's

.....
.....
.....
.....
.....
.....
.....
.....
.....
.....



Let's Play!



key



Go back to start.



Say what it is.



Say the missing word(s).



Say or do.

.....
is this?
It's
Roy's.


21



20

Name FOUR
toys.

19




18

11

Name
FOUR
food
items.


10





1
It's
aeroplane.

2





16 Sing the 'In my room' song!




13 Name FOUR things in your room.



7 Those my rulers.

6 Name your favourite toy.



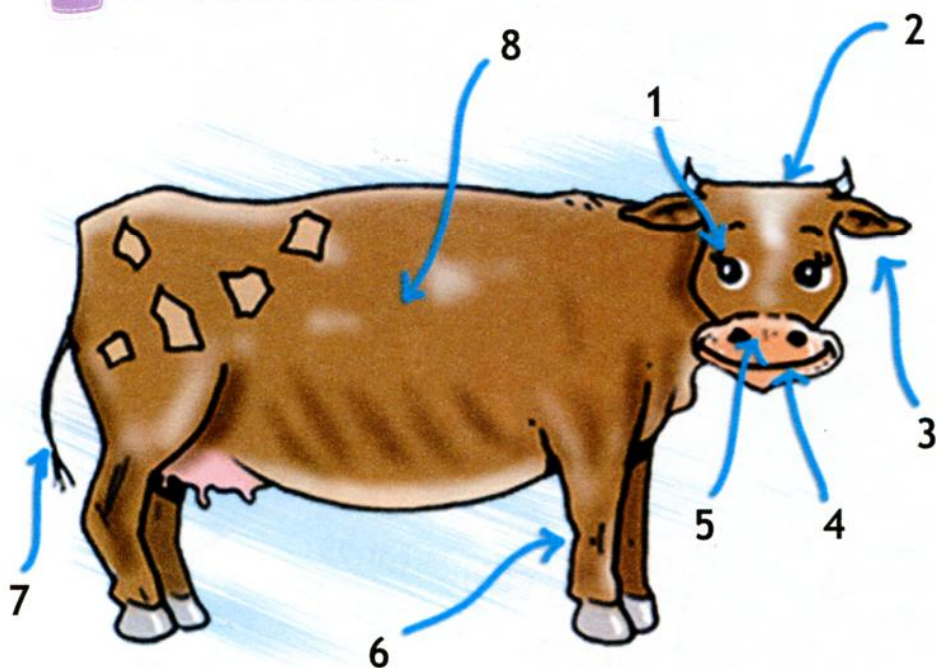
4 Sing the 'Come to my playroom' song!



9

Cows are funny!

1 Look and write.



- 1 eye
- 2
- 3
- 4
- 5
- 6
- 7
- 8

2 Read and correct.

1 Cows have got small mouths.
No! Cows haven't got small mouths. They've got big mouths.

2 Tortoises have got long legs.

3 Kangaroos have got short tails.


4 Mice have got big bodies.

5 Cats have got big ears.


6 Elephants have got thin bodies.

3 Spot the difference! Look and write.

Ben Higgs



Sam O'Dell



1 (foot) Ben Higgs has got small feet. Sam O'Dell hasn't got small feet. He's got big feet.

2 (child)

.....

3 (fish)

.....

4 (sheep)

.....


5 (mouse)

.....

10

Clever animals!

1 Look, read and fill in.



- | | |
|---|-------------------------------|
| 1 Number twenty-one is a spider. | 4 Number is a seahorse. |
| 2 Number is a parrot. | 5 Number is a bird. |
| 3 Number is a tortoise. | 6 Number is a rabbit. |

2 Circle the odd one out. Then write.

- | | | |
|-------------|-----------|----------|
| 1 rabbits | tortoises | frogs |
| 2 seahorses | spiders | fish |
| 3 birds | parrots | dogs |
| 4 foxes | horses | dolphins |

1 Rabbits and frogs can jump, but tortoises can't.

- 2
- 3
- 4

3 Read and match.

- | | |
|-------------------------------|---------------------|
| 1 Is this your pet? | a No, they haven't. |
| 2 Has your dog got big ears? | b Yes, I can. |
| 3 Can elephants climb? | c No, it isn't. |
| 4 Have chimps got long tails? | d No, they aren't. |
| 5 Are sheep blue? | e No, they can't. |
| 6 Can you dance? | f Yes, it has. |

4 Read, choose and fill in.




- 1 This **is** my pet dog!
- 2 name is Benjy. He is brown.
- 3 He got a big body and
- 4 long tail. His ears
- 5 long, too! He's got big
- 6 white and brown eyes.
- 7 Benjy swim and jump,
- 8 but he climb a tree.

- | | |
|---------|-------|
| 1 is | am |
| 2 Their | His |
| 3 have | has |
| 4 a | an |
| 5 are | is |
| 6 tooth | teeth |
| 7 has | can |
| 8 isn't | can't |

I English!

1 Read and number. Then act out.



2  Listen and fill in.

Pet *parrot*

Name

How old?

My pet can and fly

3 Read and fill in. Then match.

1 Can you help me find my pet?

Her name is Kiki. Kiki
1) green
and she 2)
got short legs and a short
tail. She can swim and she
3) fly. My
phone number is...


2 Can you help me find my pet?

His name 4)
Squeak. Squeak is brown
and he's got a fat body
and a long tail. He
5) run and
climb. Please call me at...

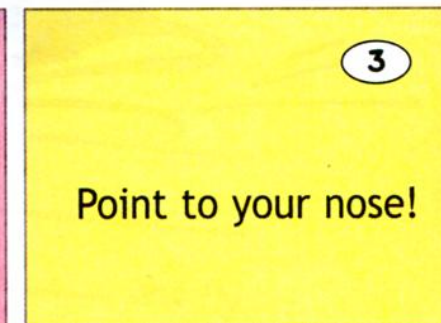

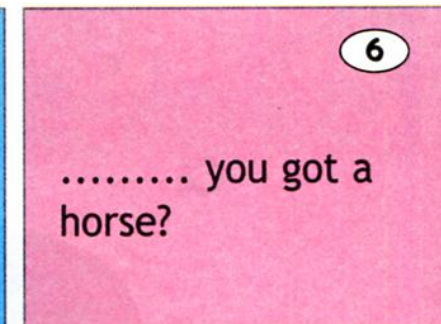

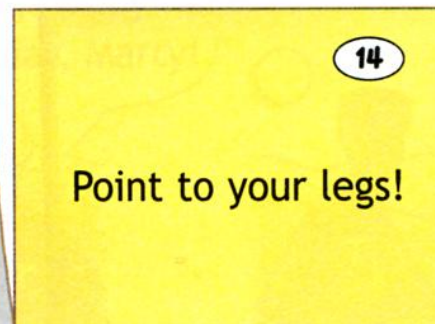
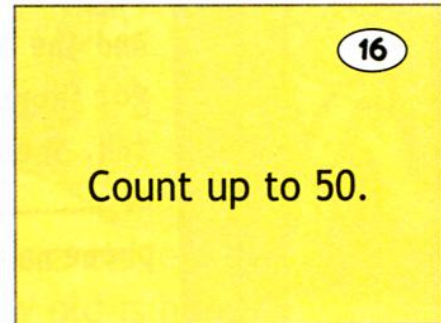
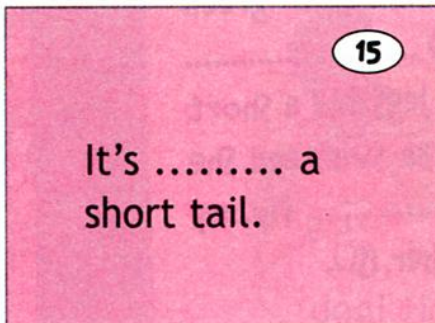
a







b



Let's Play!




key

-  Go back to start.
-  Say what it is.
-  Say the missing word(s).
-  Say or do.



21

Name FOUR parts of the body.



18

Rabbits jump.





10

Name THREE animals that can swim.



8

Sing the 'What can crawl?' song!



1

How is Chuckles? Eleven!



11

Grandma! Grandpa!

1 Look, write and draw lines.

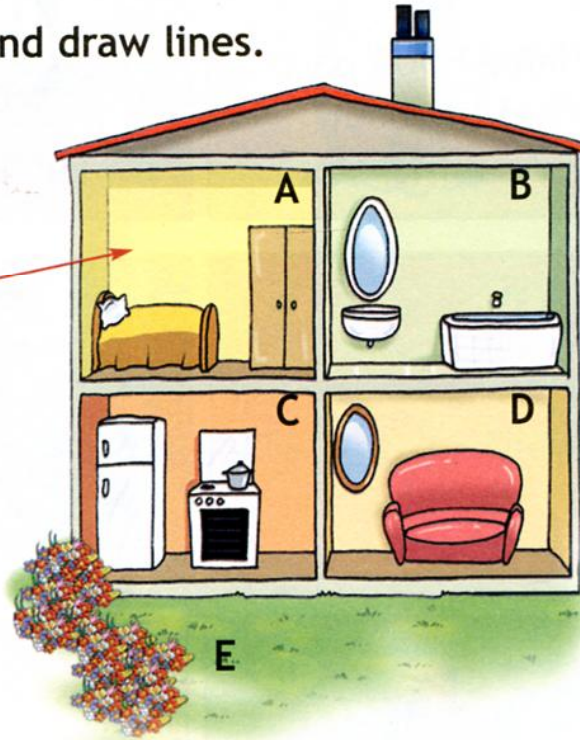
1 b e dro om

2 k _ t _ he _

3 ba _ _ r _ o _

4 li _ i _ _ _ o _ m

5 g _ _ d _ _



2 Look, read and underline. Then act out.




1

- On your bed.
- Under your bed.



2


- Oh, thank you!
- Yes, please!



3

- She's in the garden.
- It's the garden.

3 Look, read and **circle**.




- 1 The pencil case is **behind** / **next to** the girl.
- 2 The bed is **behind** / **in front of** the window.
- 3 The girl is **on** / **under** the bed.
- 4 The school bag is **under** / **on** the chair.
- 5 The rubber is **on** / **behind** the glass.
- 6 The bus is **in front of** / **under** the table.
- 7 The pens are **in** / **behind** the glass.

4 Look, read and complete.




1 The toys are **in** the box.



3 Terry is the tree.



2 Steve is Stan.




4 Tom is the TV.

12

My house!

1 Look and write.

- glass
- book
- vase
- doll
- box
- radio



1 There is a glass in the cupboard.

2


3

4

5

6

2 Find and colour.



3 How many? Look again and write.

- | | |
|---------------------------|---------|
| 1 There are five glasses. | 5 |
| 2 | 6 |
| 3 | 7 |
| 4 | |

4 Read and correct.




There are three photos under the chair.
No, there aren't.
There are two photos.



There are two mirrors on the shelf.

.....



There's a doll under the sofa.

.....



There are five apples on the piano.

.....

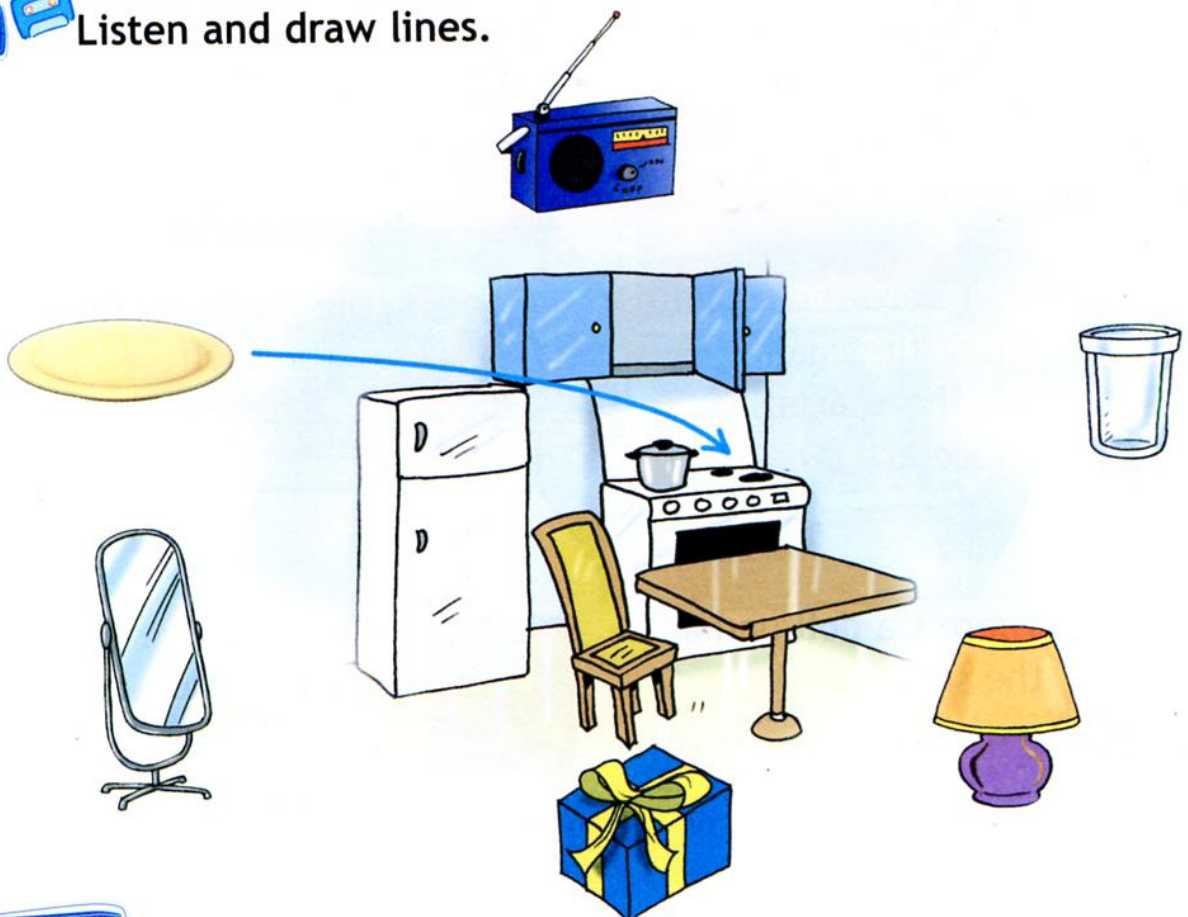
I English!

1 Read and circle.



- 1 A: Grandma! Grandpa!
B: a Hello, Ben!
b We're fifty.
- 2 A: What's in the fridge?
B: a An apple.
b Yes, it is.
- 3 A: How many chairs are there?
B: a It is one.
b There's only one.
- 4 A: Where's Maya?
B: a In the living room.
b Come and see your room.
- 5 A: This is for you!
B: a Thank you!
b Let's go!
- 6 A: Where's the book?
B: a It's Lulu's.
b It's under the bed.

2 Listen and draw lines.



3 Read and colour.



This is my bedroom. Look! There's a blue bed and a yellow chair. On the table, there's a green lamp. There are red flowers in the vase. Look at the teddy under my bed! It's pink! My bedroom is very nice!



4 Now, answer the questions.

- 1 What colour is the bed?
- 2 Where are the flowers?
- 3 What's on the table?
- 4 What's under the bed?
- 5 What colour is the teddy?

Let's Play!



The mouse is the box
21



18

11








20

Name THREE things in a living room.
19

Name FOUR things in a kitchen.
10

key

-  Go back to start.
-  Say what it is.
-  Say the missing word(s).
-  Say or do.

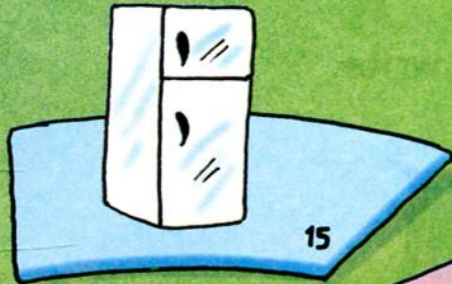


1 There a lamp on the table.


2



Sing the 'My house is very funny' song! 16



How chairs are there? 14




13 Name FOUR things in your bedroom.



This pencil's the book. 7



Name FOUR rooms in a house. 6




4 Sing the 'This is my house' song!



We're having a great time!


1 Look and write.



2 Read and underline.

- 1 Cathy is making/painting a sandcastle.
- 2 Is Lisa painting/doing a picture?
- 3 Are you making/having a good time?
- 4 We are having/playing a game.
- 5 Look at them! They're climbing/sleeping a tree.
- 6 Is Paul eating/having an apple?
- 7 I'm watching/singing TV in the living room.
- 8 Is John dancing/driving his car?

3 Read and write.



It's Sunday and Julie 1) **is sitting** (sit) in the garden. Her dog Jessie 2) (play) with a ball. Julie 3) (eat) an apple and she 4) (wear) her new hat. Can you see her Mum? She 5) (paint) a picture of their house. They 6) (have) a good time!

4 Now, look at the picture. What's missing? Read again and draw.

5 Read and write.

	dance	sing	paint	swim
Tom	✓	✓	x	x
Paul	x	✓	x	✓
Lisa	✓	✓	x	x
Cathy	x	x	✓	✓

1 Tom likes dancing and singing. He doesn't like painting or swimming.

2 Paul

3 Lisa

4 Cathy

In the park!

1 Look and write: **bike, Coke, hot dog, soccer, mac or kite.**



1 eat a **hot dog**



2 drink



3 play



4 wear a



5 fly a



6 ride a

2  Listen and draw lines.


Greg

Rob


Mick

Tanya

Amy



3 Look and write.



Bob and his family are in the living room. His father, Ronald, 1) **is sitting** (sit) in front of the TV. He 2) (watch) a funny programme and he 3) (smile). Bob 4) (sit) at his desk. He 5) (do) his homework. His mother, Debbie, 6) (talk) on the phone. His sister, Julie, 7) (not/draw) a picture. She 8) (play) with her doll.

4 Now answer the questions.

- | | |
|---|--|
| 1 Is Ronald sitting in front of the TV?
Yes, he is. | 4 Is Bob standing?
..... |
| 2 Is Ronald reading a newspaper?
..... | 5 Is Debbie watching TV?
..... |
| 3 Are Bob and Julie playing a game?
..... | 6 Is Julie playing with her doll?
..... |

I English!

1 Read and complete. Then act out.



Suzie: Hello, John. Is everything OK?

John: Oh, yes. 1)

Suzie: Is Paul swimming?

John: No. 2)


Suzie: What's Emma doing?

John: 3)


Suzie: Well, have fun. See you soon!

John: Bye!

- A He's making a sandcastle.
- B The children are having a great time.
- C She's playing with the dog.

2  Listen and tick (✓) the box.


e.g. What's Timmy wearing?



1 What are Val and Rick playing?



2 What's Frank doing?



3 What's Emma painting?



3 Look at the pictures and read the questions. Write one-word answers.



1 How many children are there?

two

2 Where are the children?
on a farm

3 What are they doing?

.....



4 Where's the boy now?

up a

5 What's the boy doing?

throwing an



6 Where are they now?

in the

7 What are they doing?

..... an
apple pie

Let's Play!



Sing the 'I'm playing a game' song!

12

11



13



FINISH

22




14



Name TWO sports you can play.

15

16



key



Go back to start.



Say what it is.



What are they doing?



Say or do.


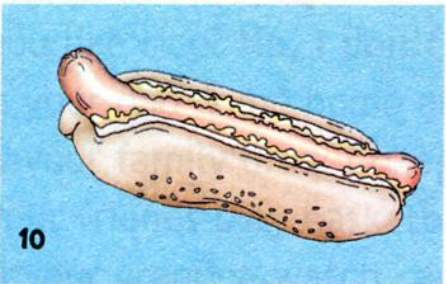
START




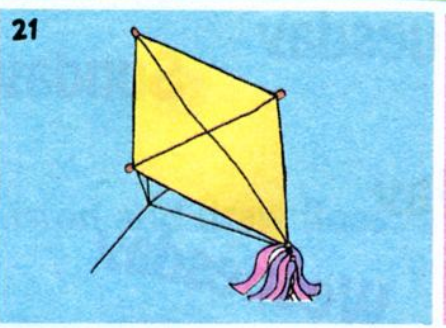

1



2





Name FOUR things you can eat.



19

Name FOUR things you do when you are at home.



4

Sing the 'We're having a good time' song!



15

A fun day!

1 Write the days in the correct order.

- 1 Monday
- 2
- 3
- 4
- 5
- 6
- 7

Saturday
Monday Friday
Tuesday Sunday
Thursday
Wednesday


2 Draw lines to match the short forms with the long forms.

Thursday TUES
Monday
Sunday
MON SAT
Wednesday
THURS
Tuesday SUN
Friday
WED FRI
Saturday

3 Read and answer.

- 1 Do you like rice? **No, I don't.**
- 2 Does your dad come home at five in the afternoon?
- 3 Does your family drink Coke?
- 4 Do your friends play basketball?
- 5 Does your grandpa watch cartoons?
- 6 Does your dog eat carrots?
- 7 Do you read English stories?
- 8 Do you like drawing pictures?


4 Listen and draw lines.



16

On Sundays

1 Look, read and match.



- 1 have a shower **b**
- 2 listen to music
- 3 go to bed
- 4 visit my friend

- 5 have breakfast
- 6 watch a video
- 7 have lunch
- 8 have supper

2 Read and write.

- 1 A: When **does** Lulu **go** to Maya's house?
B: On Saturdays.
- 2 A: When Larry and Paco soccer?
B: the afternoon.
- 3 A: When Grandma biscuits?
B: Sundays.
- 4 A: When Larry and Lulu a video?
B: night.
- 5 A: When Chuckles a bath?
B: Fridays.
- 6 A: When Nanny Shine to music?
B: the evening.

3 Ask your friend and write the time. Then tell your class.

What time do you ...

- | | | | |
|-----------------|---------------|------------------|---------------|
| 1 get up? | o'clock | 6 play with your | |
| 2 go to school? | o'clock | friends? | o'clock |
| 3 come home? | o'clock | 7 have supper? | o'clock |
| 4 have lunch? | o'clock | 8 go to bed? | o'clock |
| 5 do your | | | |
| homework? | o'clock | | |

Sally gets up at seven o'clock.

I English!

1 Read and match. Then act out.

- | | |
|--|---|
| 1 What time do you get up? | a Yes, she does. |
| 2 What do you do in the morning? | b At night. |
| 3 Does Emma watch TV at night? | c At eight o'clock. |
| 4 It's six o'clock. Are the girls at home? | d She paints pictures. |
| 5 When do Larry and Lulu watch a video? | e I have a shower, then I have breakfast. |
| 6 What does Lucy do in the afternoon? | f No, they aren't. They play basketball every afternoon at six o'clock. |

2 Listen and draw the times.



1 have breakfast?



2 come home?



3 have supper?



4 go to bed?

3 Read and answer.

In the morning



In the afternoon



“My Favourite Day” by Tina

My favourite day is Sunday. I get up at nine o'clock, have breakfast and go to my friend's house. We go to the park and play basketball all morning!

In the afternoon, I watch TV or play games with my little sister.

In the evening, I have supper, then I listen to music. At nine o'clock I go to bed. Sundays are happy days for me!

In the evening



1 What's Tina's favourite day?

It's Sunday.

2 What time does she get up?

3 Does she play basketball in the morning?

4 What does she do in the afternoon?

5 What time does she go to bed?

Let's Play!



key



Go back to start.



Say what it is.





Say the missing word(s).



Say or do.





.....
breakfast

Sing the
'Holiday Rock'
song!





17
Name
THREE
things
you do on
Saturday
morning.

18
"What's
the?"
"It's eight
o'clock."



Let's go to
my uncle's
farm
Friday.




Portfolio Sheets
&
Craftwork Sheets

Handwritten Title

Handwritten text block, possibly a list or notes, enclosed in a faint rectangular border.

A happy family!



Hello, I'm This is

.....

Their names are

.....

.....

.....

This is my

.....

.....

We are a happy family!

In my lunch box!

..... Shopping List

.....

.....

.....

.....

.....

.....

.....

Mummy,

We've got

.....


.....

.....

.....

.....

In my room!



This is my room. These are my

.....

.....

.....

.....

.....

.....

Clever animals!




I've got a pet name is

.....
.....
.....
.....
.....
.....
.....

Oh, I love !

My house!



This is our It's a

There's a

.....

.....

Look! There's

.....

.....

.....

.....

Our is very nice!

In the park!




There are a lot of people in the park today! Look!

.....
.....
.....
.....
.....
.....
.....
.....

Everybody is having a great time!

On Sundays



My favourite day is I get up at

In the morning,

..... . Then, at

.....

In the afternoon,

..... . Then,


In the evening,

..... !

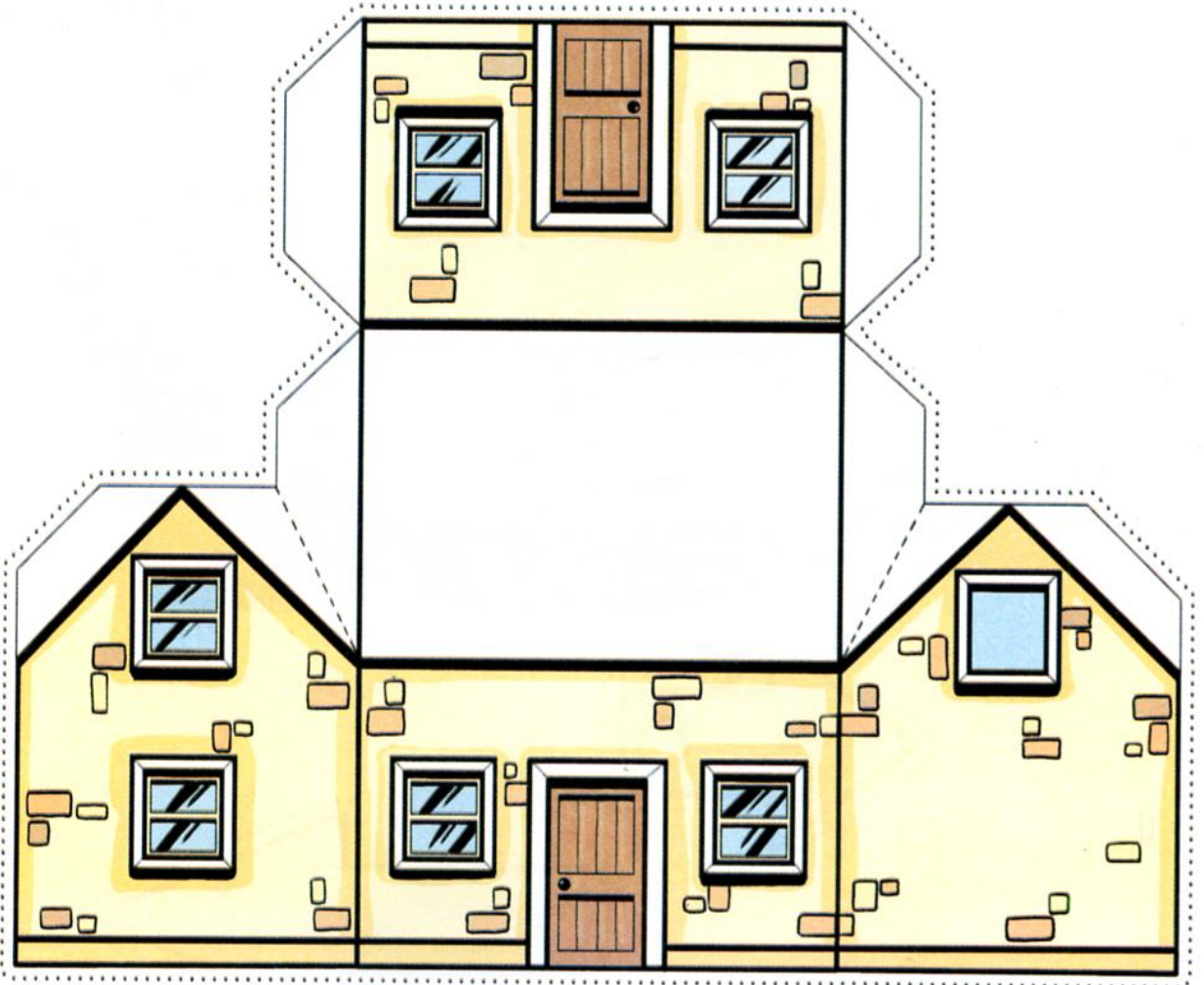

Then, at

.....

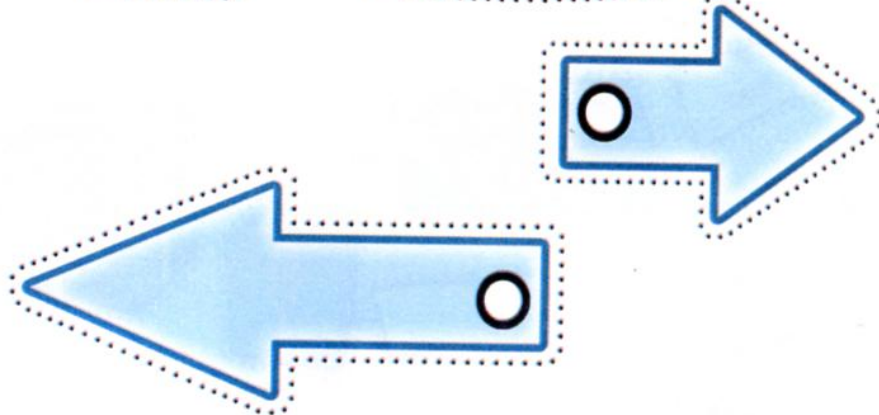

..... are happy for me!



Craftwork



Craftwork



Craftwork



Merry Christmas, everybody!

Spotlight 3

Certificate of Achievement



Name:

Class:

.....
Teacher

.....
Date







Spotlight 3

WORKBOOK



Компоненты УМК:

- Учебник
- ✓ **Рабочая тетрадь**
- Книга для учителя
- Языковой портфель
- Контрольные задания
- Аудиокурс для занятий в классе
- Сборник упражнений (для самостоятельной работы учащихся)
- Раздаточный материал
- Плакаты
- Видеокурс (DVD-video)
- DVD-ROM (интерактивные задания к учебнику)
- Программное обеспечение для интерактивной доски
- Рабочие программы. Предметная линия учебников «Английский в фокусе». 2—4 классы
- Книга для родителей

Интернет-сайт УМК: <http://prosv.ru/umk/spotlight>



Аудиокурс и дополнительные материалы размещены в электронном каталоге издательства «Просвещение» на интернет-ресурсе www.prosv.ru на сайте www.prosv.ru/umk/spotlight

ISBN 978-5-09-037676-1



9 785090 376761



Express Publishing



ПРОСВЕЩЕНИЕ
ИЗДАТЕЛЬСТВО